



A Larsen & Toubro
Group Company

LTM

AI Foresight Trends Radar Oil & Gas - 2026





Table of Contents

Oil & Gas Trends Radar 2026	04
-----------------------------------	----

Key Segments

• Upstream	06
• Midstream	17
• Downstream	23
• Asset Management	29

About LTM Crystal	35
-------------------------	----

Acknowledgement	36
-----------------------	----

Table of Contents - Navigation

Upstream

- Real Time Drilling Analysis
- GHG Reporting
- Predictive Maintenance
- Artificial Lift Optimization
- Chemicals Injection Management
- Exploration & Field Development Planning
- Prescriptive analytics for Autonomous Operations
- Subsurface Data Analysis
- Scenario Modeling for Decarbonization
- Digital Twins for Capital Projects
- Expected Ultimate Recovery (EUR) Maximization

Midstream

- Leak Detection & Emissions Management
- Digital Twins for Pipelines & Terminals
- Asset Health Monitoring
- Remote Pipeline Inspection
- Integrated Supply Chain visibility
- Contracts Allocations and Nominations Managemnt

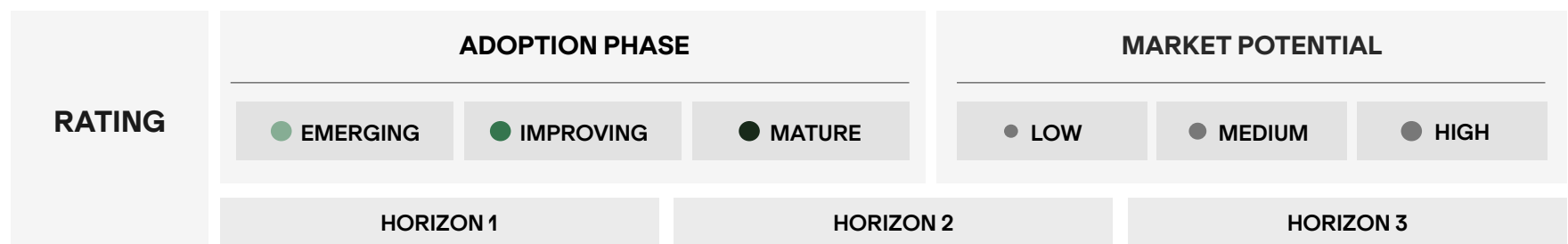
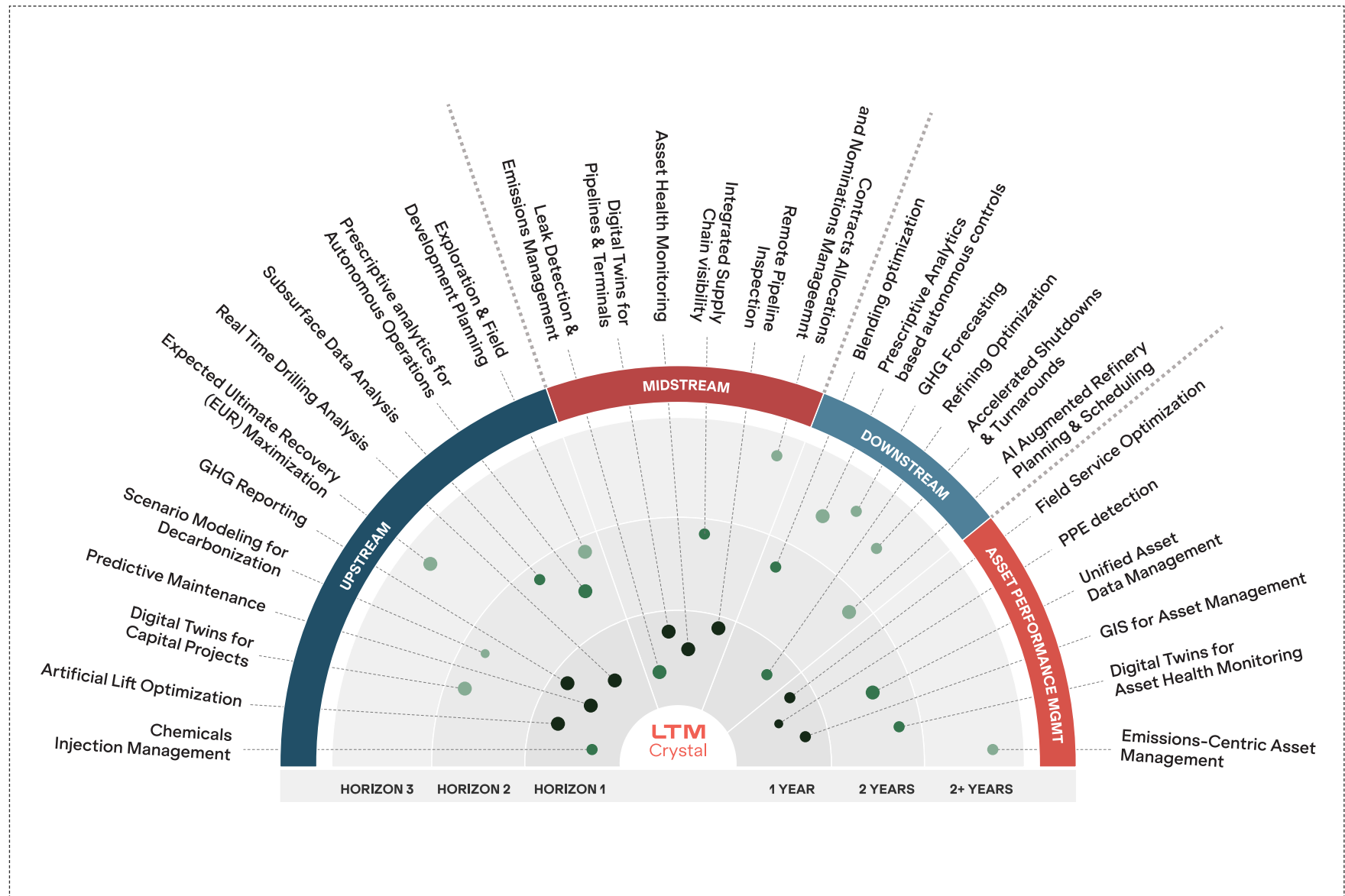
Downstream

- Refining Optimization
- Blending optimization
- AI Augmented Refinery Planning & Scheduling
- Prescriptive Analytics based autonomous controls
- Accelerated Shutdowns & Turnarounds
- GHG Forecasting

Asset Performance Management

- Field Service Optimization
- PPE detection
- GIS for Asset Management
- Unified Asset Data Management
- Digital Twins for Asset Health Monitoring
- Emissions-Centric Asset Management

Oil & Gas AI Trends Radar 2026



Oil & Gas AI Trends Radar 2026

HORIZON

HORIZON 1 (0 - 1 YEAR)

Relevant industry players are scaling the trend

HORIZON 2 (1 - 2 YEARS)

Relevant industry players have started incubating the trend to assess the potential, risk implications, and benefits

HORIZON 3 (2 - 2+ YEARS)

Emerging trends in research with potential for transformational change

MARKET POTENTIAL

LOW ●

Market potential indicates the expected revenue opportunity from the technology trend

MEDIUM ●

Market potential indicates the expected revenue opportunity from the technology trend

HIGH ●

Market potential indicates the expected revenue opportunity from the technology trend

ADOPTION PHASE

EMERGING ●

Trend is at its initial stages of adoption, with innovators and early adopters exploring its potential

IMPROVING ●

Adoption is increasing, and it has proven to have the potential to improve efficiency and effectiveness

MATURE ●

The trend has achieved widespread acceptance and usage among the general population or targeted audience

01 HORIZON 1 Real-Time Drilling Analysis

Overview

Real-time drilling analysis leverages ML to continuously analyze high-frequency drilling data and detect anomalies, inefficiencies, and risks during well construction. Unlike traditional post-well analysis, it enables proactive, explainable decision-making at the rig site, accelerating operational responsiveness and reducing Non-productive Time (NPT) across complex upstream environments.

Highlights

The trend directly addresses upstream challenges such as NPT, drilling dysfunctions, and rising well complexity. ML models monitor torque, drag, vibration, and pressure in real-time, enabling early intervention across the drilling value chain from planning to execution. Adoption is driven by increasing rig sensorization, cloud connectivity, and the demand for operational transparency. Market studies indicate measurable NPT reduction (20–30%) and improved well delivery timelines. Benefits include cost optimization, enhanced safety, and regulatory compliance through auditable decision trails. Limitations include data quality dependency, model drift, and cybersecurity exposure in connected drilling environments.

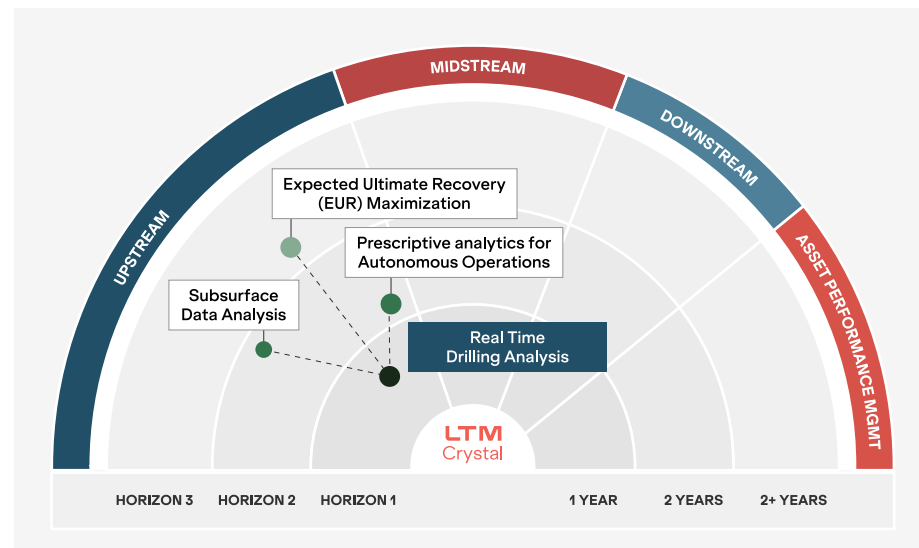
Key Technologies

Machine Learning & Adaptive AI: Continuously analyse streaming data to detect anomalies and predict equipment failures.

Edge AI & Edge Computing: Process high-frequency drilling data on-site for low-latency anomaly detection and decisions.

Explainable AI (XAI): Delivers transparent, explainable ML insights for trusted, auditable rig-site decisions.

Digital Twins: Builds digital twins for drilling simulation, scenario analysis, and predictive maintenance decisions.



HORIZON 1

ADOPTION PHASE

MATURE

MARKET POTENTIAL

HIGH

Featured Story

A leading multinational energy services company implemented real-time data aggregation and ML analytics across offshore drilling platforms to achieve proactive operational insights. The solution ingested and processed over 1.4 billion drilling data points per day, enabling sub-second latency analytics, real-time anomaly detection, and failure prediction. This improved drilling visibility, reduced unplanned downtime, enhanced asset performance, and delivered measurable operational value at scale.

Key Takeaway

Real-time ML-based drilling surveillance will evolve into a standard digital control layer for upstream operations, offering significant opportunities in explainable AI, edge deployment, and integrated drilling optimization platforms.

02 HORIZON 1 GHG Reporting

Overview

Upstream operators are shifting from periodic inventories to continuous, AI-enabled emissions intelligence that fuses sensors, satellite detections, and operational telemetry with automated ESG workflows. The goal is auditable baselines, proactive methane abatement, and faster, standards-aligned disclosures embedded in day-to-day field decisions and portfolio planning.

Highlights

With methane intensity targets from global initiatives, carbon taxes emerging in multiple regions, and new reporting mandates such as the European Union Corporate Sustainability Reporting Directive (EU CSRD), operators must demonstrate accurate, auditable, real-time emissions performance across drilling, completions, production, and logistics operations. AI addresses upstream's hard-to-measure, intermittent methane and operational CO₂ emissions by integrating observed data across methods, building high-quality baselines, and optimizing abatement actions while producing transparent, audit-ready reporting. AI has huge scope in baselining across scopes, ensuring methane detection from multisource measurements, and processing optimization that reduces energy use and emissions. Operators are also using AI to cut flaring, accelerate exploration analysis, and operationalize digital monitoring. Risks include data quality, explainability, and implementation complexity.

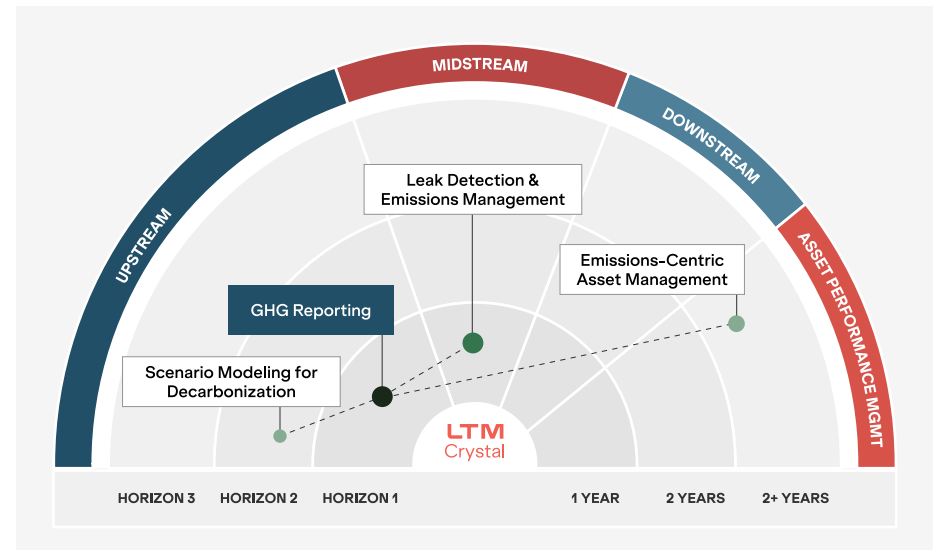
Key Technologies

Edge AI: Continuous methane detection using fixed sensors, fibre-optic monitoring, and acoustic anomaly detection.

Machine Learning: Forecasting of emissions intensity linked to production rates, equipment health, power utilization, and ambient conditions.

Agentic AI: Automated reporting workflows tied to digital twins of facilities to validate emissions inventory.

Satellite Internet: Multi-spectral and hyperspectral satellites enabling precise methane plume detection.



HORIZON 1

ADOPTION PHASE

MATURE

MARKET POTENTIAL

HIGH

Featured Story

A leading US-based autonomous inspection and monitoring solution provider supports remote methane detection across dispersed upstream assets. Automated aerial inspections capture Optical Gas Imaging (OGI) footage, while onboard analytics identify and flag leaks in real-time with high sensitivity. Verified alerts provide precise locations and operating conditions, enabling faster mitigation without field deployment. The system strengthens compliance readiness, offering scalable, high-frequency monitoring aligned with emerging regulatory requirements and reducing operational burden.

Key Takeaway

Poor emissions reporting affects credit ratings, sustainability-linked loans, and access to green financing. Adoption will deepen where operators can unify data across assets and suppliers, quantify abatement value, and sustain audit-grade lineage under industry frameworks.

03 HORIZON 1 Predictive Maintenance

Overview

Predictive maintenance in upstream oil and gas uses Industrial Internet of Things (IIoT) sensors, AI, and analytics to monitor equipment health, predict failures, and schedule timely repairs. This proactive approach reduces downtime, extends asset life, optimizes resources, and ensures compliance. By turning operational data into actionable insights, predictive maintenance boosts reliability, safety, and profitability in exploration and production operations.

Highlights

Oil and gas fields often operate in remote, hard-to-access areas with disconnected systems and aging equipment. Predictive maintenance leverages IoT sensors, AI, and Machine Learning (ML) to integrate real-time data, monitor KPIs like Mean Time Between Failures (MTBF) and Mean Time to Repair (MTTR), and detect anomalies early. By analysing vibration, temperature, and pressure patterns, it predicts failures, enabling timely repairs, reducing downtime, and improving safety. Automated predictive maintenance systems deliver actionable insights, optimize resources, and ensure compliance, transforming maintenance from reactive to proactive while enhancing reliability and scalability for evolving upstream operations.

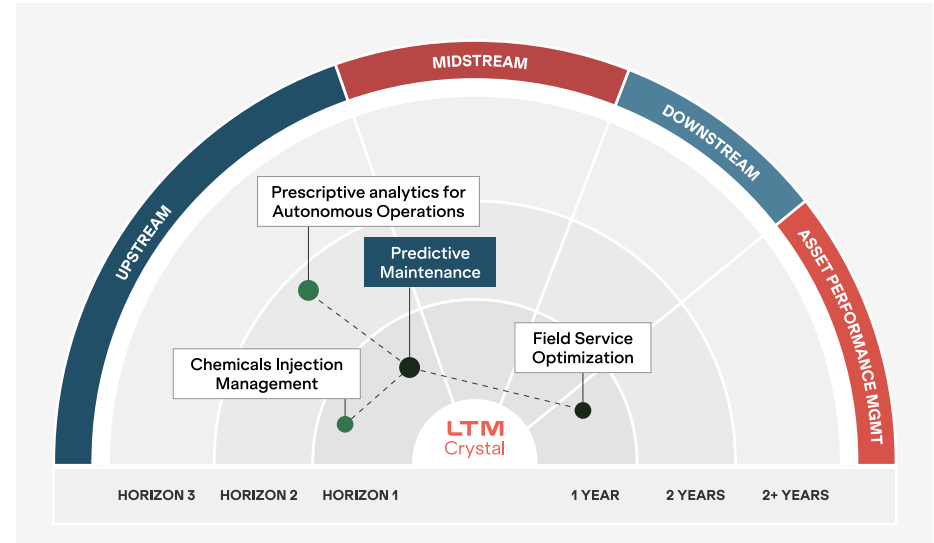
Key Technologies

Internet of Things: Enables continuous real-time monitoring of critical equipment in remote environments.

Gen AI: Analyses IoT data to detect patterns, signalling impending failures.

Edge Computing: Processes sensor data at the edge for faster, real-time decisions.

Digital Twins: Simulate failure scenarios, optimize maintenance, and visualize asset health.



HORIZON 1

ADOPTION PHASE

MATURE

MARKET POTENTIAL

HIGH

Featured Story

A global resources company operating in the US and Australia faced aging assets, compliance issues, and costly unplanned downtime. LTM deployed an IoT-based real-time monitoring solution, applying analytics to sensor data from offshore equipment to predict failures and enable scheduled repairs. This proactive approach reduced downtime by 10% and delivered USD 20 million in savings through preventive analytics.

Key Takeaway

AI-driven predictive maintenance leverages edge computing, digital twins, and self-learning models to eliminate downtime, optimize assets, and integrate prescriptive actions for safer, sustainable, and resilient upstream operations.

04

HORIZON 1

Artificial Lift Optimization

Overview

Artificial lift optimization refers to the use of AI-driven models and real-time data to improve the performance of lift systems such as ESPs, gas lift, and rod pumps in oil production. Operators are leveraging these capabilities to shift from reactive well management to predictive and adaptive optimization, enabling improved production efficiency, reduced downtime, and enhanced recovery across maturing fields.

Highlights

As production declines in mature reservoirs, artificial lift optimization is becoming a critical lever for sustaining and enhancing well performance. Advanced analytics and AI models are enabling continuous optimization of lift systems by correlating real time downhole data with reservoir behavior and operational constraints. This allows operators to fine tune parameters such as pump speed, gas injection rates, and drawdown dynamically. By shifting from manual tuning to autonomous optimization, operators can improve production stability, extend equipment life, reduce intervention frequency, and unlock incremental recovery across large, distributed portfolios.

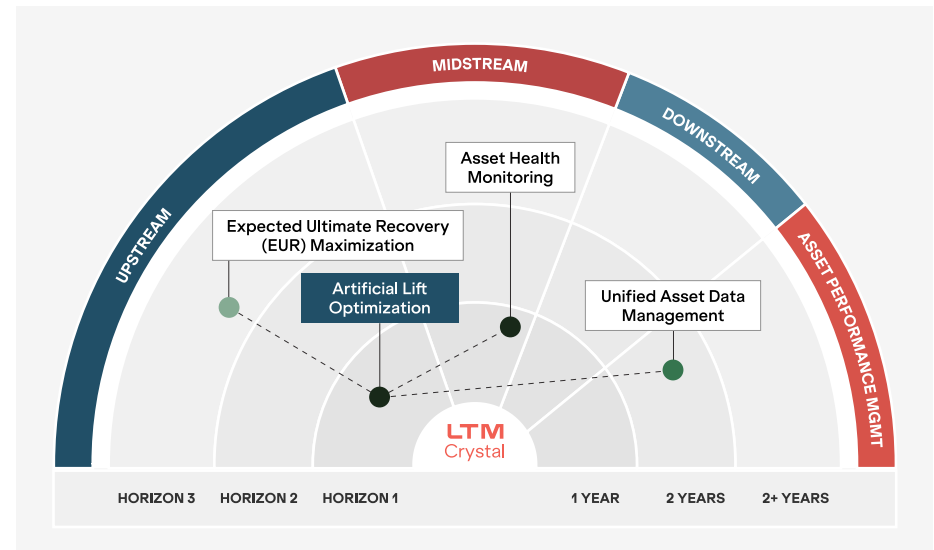
Key Technologies

Machine Learning: Predicts lift performance, failures, and optimal operating conditions.

Sensor Tech: Real time monitoring of downhole pressure, temperature, and flow rates.

Edge Computing: Enables real time analytics and control at wellsite level.

Digital Twins: Simulates well behavior to optimize lift design and performance.



HORIZON 1

ADOPTION PHASE

MATURE

MARKET POTENTIAL

HIGH

Featured Story

A British multinational oil and gas company implemented a digital twin-based optimization platform (APEX) to simulate and monitor production systems across wells using real-time data. By applying predictive analytics to artificial lift performance and operational parameters, it enabled early issue detection and optimized system configurations—resulting in improved production output and more efficient well operations across global assets.

Key Takeaway

Real-time, AI-enabled optimization of artificial lift systems will unlock incremental production, enhance equipment reliability, and drive cost efficiency, becoming a core capability to manage mature and complex wells.

05

HORIZON 1

Chemicals Injection Management

Overview

Chemical Injection Management (CIM) involves selecting, controlling, and optimizing chemicals injected into wells, pipelines, and facilities to prevent corrosion, scale, hydrates, and flow disruptions. It includes monitoring injection rates, ensuring equipment reliability, and evaluating performance. Effective CIM improves asset integrity, reduces downtime, optimizes costs, ensures safe operations, and supports efficient production and flow assurance.

Highlights

Upstream oil and gas operations face challenges like corrosion, scaling, hydrates, wax buildup, and fluctuating flow conditions, leading to production losses and safety risks. CIM addresses these by using AI-driven capabilities such as real-time dosing, predictive insights, and automated rate adjustments to improve uptime and reduce chemical wastage. However, effective implementation still requires human oversight to validate decisions, along with proper lab testing, to avoid chemical incompatibility. It also depends on reliable hardware and sensors to detect issues like blockages or failures, and robust data connectivity to ensure consistent and accurate monitoring.

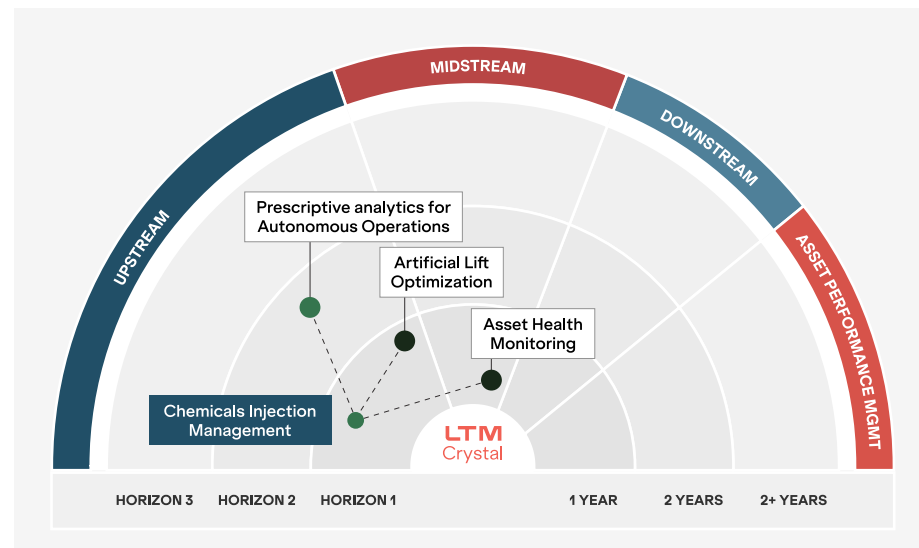
Key Technologies

Agentic AI: Autonomous agents optimize dosing decisions and adapt dynamically using real-time data.

Adaptive AI: Continuously learns changing conditions to improve chemical injection strategies over time.

Decision Intelligence: Combines data insights and context to optimize chemical dosing decisions effectively.

Edge AI: Processes real-time field data locally to enable faster dosing adjustments.



HORIZON 1	ADOPTION PHASE	MARKET POTENTIAL
	IMPROVING	MEDIUM

Featured Story

A leading oilfield operator implemented an AI-driven CIM solution to optimize dosing across wells. Using ML and real-time data, the system enabled closed-loop control, improved injection compliance, and reduced chemical costs by up to 15–25%. It also enhanced equipment life, minimized site visits, and improved production uptime through predictive insights and automated adjustments.

Key Takeaway

CIM plays a critical role in ensuring flow assurance and maintaining asset integrity in upstream oil and gas operations. Leveraging AI further enhances its effectiveness, while robust edge hardware is essential to detect issues such as pump vapor lock, sensor fouling, and pipeline blockages at an early stage.

06

HORIZON 2

Exploration & Field Development Planning

Overview

Generative AI models transform exploration and field development planning by automating complex scenarios and optimizing oil and gas projects. Leveraging vast datasets, they generate innovative well placements, drilling schedules, and production strategies, cutting iteration times and enabling data-driven decisions that maximize reservoir performance and economic outcomes while enabling effective exploration efficiency and outcomes.

Highlights

Generative AI accelerates exploration and field development planning by reducing processes that traditionally take weeks or months to mere minutes. It rapidly generates and simulates multiple scenarios such as well placements, production forecasts, and cost analyses. This enables engineers to evaluate more options and select resilient, cost-effective strategies. Rather than replacing expertise, Gen AI augments decision-making, identifying patterns in seismic data, optimizing drilling parameters dynamically, and supporting real-time adjustments through digital twins. These AI-driven insights minimize non-productive time, enhance reservoir identification, and improve operational efficiency, delivering safer, smarter, and more profitable outcomes for oil and gas projects.

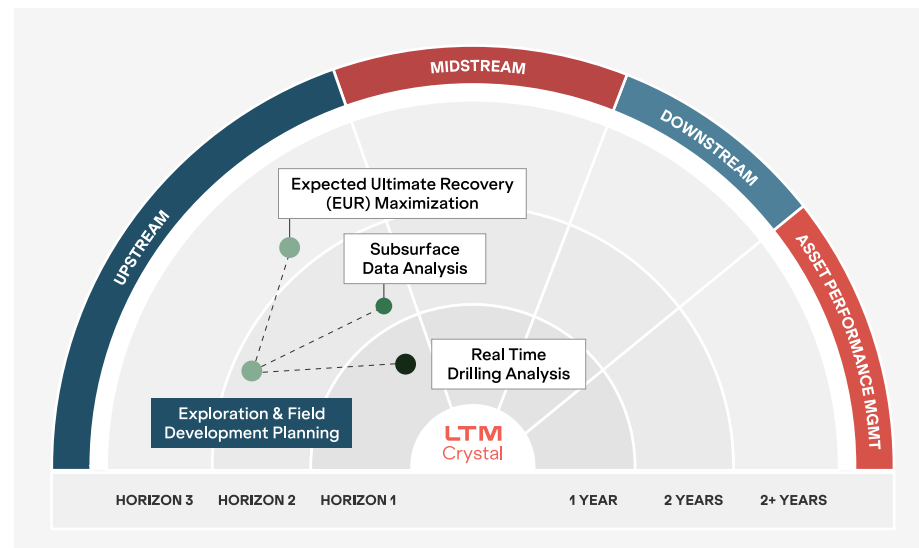
Key Technologies

Gen AI: Automates simulations, analyzes big data and optimizes development scenarios.

Digital Twins: Enable real-time simulation and predictive analysis.

Internet of Thinking: IoT sensors deliver real-time data for AI-driven adjustments.

Edge Computing: Robust networks and cloud enable real-time data and AI processing.



HORIZON 2

ADOPTION PHASE

EMERGING

MARKET POTENTIAL

HIGH

Featured Story

A North American oil and gas operator deployed Gen AI to optimize exploration and field development in a complex reservoir with 10 wells across multiple zones and four reservoir units. The workflow delivered ~24% uplift in expected Net Present Value (NPV), improved mean oil production under uncertainty, and ensured low surrogate error (~3%), while demonstrating robust, adaptable well placement with minimal NPV sensitivity.

Key Takeaway

Generative AI models are expected to redefine exploration and field development planning by enabling instant scenario generation, real-time optimization, and data-driven decisions. This accelerates planning cycles and unlocks unprecedented efficiency and resilience in upstream operations.

07

HORIZON 2

Prescriptive Analytics for Autonomous Operations

Overview

Prescriptive analytics leverages advanced AI and data to autonomously recommend and execute optimal actions in upstream oil and gas operations. It goes beyond prediction, enabling systems to decide and act with minimal human input, transforming operations into fully autonomous, goal-driven processes for improved efficiency and performance. These models assist in determining the most effective course of action based on available data and predefined objectives.

Highlights

The upstream oil and gas industry faces critical operational and strategic challenges requiring proactive management for efficiency and profitability. Predictive analytics moves beyond predicting to recommending, leveraging historical and real-time data to forecast equipment failures, enabling timely maintenance and reducing downtime. Prescriptive analytics also optimizes drilling depth, extraction rates, and well placement while identifying bottlenecks and anomalies to prevent accidents and environmental risks. By simulating scenarios like weather or market shifts, it provides contingency plans for dynamic conditions, real-time processing ensures immediate, actionable recommendations, driving safer, more efficient, and resilient operations across the upstream value chain.

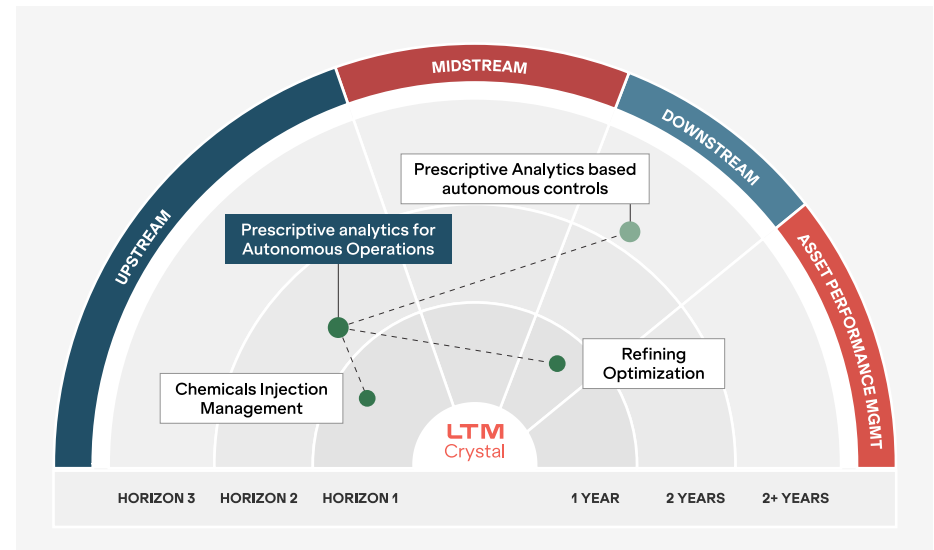
Key Technologies

Internet of Things: Sensors deliver real-time data from remote, hazardous environments, essential for prescriptive analytics.

Digital Twins: Virtual asset models enable simulation, scenario testing, and performance prediction.

Edge Computing: Cloud offers scalability, while edge ensures low-latency, on-site decisions.

Gen AI: Ensures pattern recognition, drilling optimization, and predictive maintenance.



HORIZON 2

ADOPTION PHASE

IMPROVING

MARKET POTENTIAL

HIGH

Featured Story

A global upstream oil and gas major faced frequent compression asset shutdowns, high maintenance costs, and rising environmental expenses. By implementing IoT sensors, real-time data collection, and aerodynamic performance modeling, they built predictive maintenance capabilities. This reduced OEM monitoring by 15%, improved productivity by USD 20 million, and eliminated 20% breakdowns.

Key Takeaway

Prescriptive analytics is expected to drive autonomous upstream operations, supported by widespread digital twin adoption, shifting the industry from reactive to proactive, self-optimizing systems for efficiency and performance.

08

HORIZON 2 Subsurface Data Analysis

Overview

Generative AI models for subsurface data analysis create realistic, synthetic representations of geological reservoirs. They differ from traditional ML by generating new data or models that mimic complex underlying geological structures and uncertainties. By utilizing generative AI, upstream companies can accelerate exploration cycles, reduce the risks associated with drilling, and ultimately optimize production strategies.

Highlights

The oil and gas industry is highly capital-intensive, facing rising exploration, production, and compliance costs, with frequent delays from terrain and regulatory challenges. Generative AI enhances subsurface analysis beyond traditional ML by creating new insights such as simulations, synthetic data, and optimized drilling plans. It optimizes drilling to reduce waste, accelerates scenario planning, improves data integration, modelling, and overall operational efficiency. While ML focuses on pattern recognition for prediction, together, they improve seismic interpretation, enable proactive problem-solving, reduce risk, and optimize recovery, driving efficiency and cost savings in upstream operations.

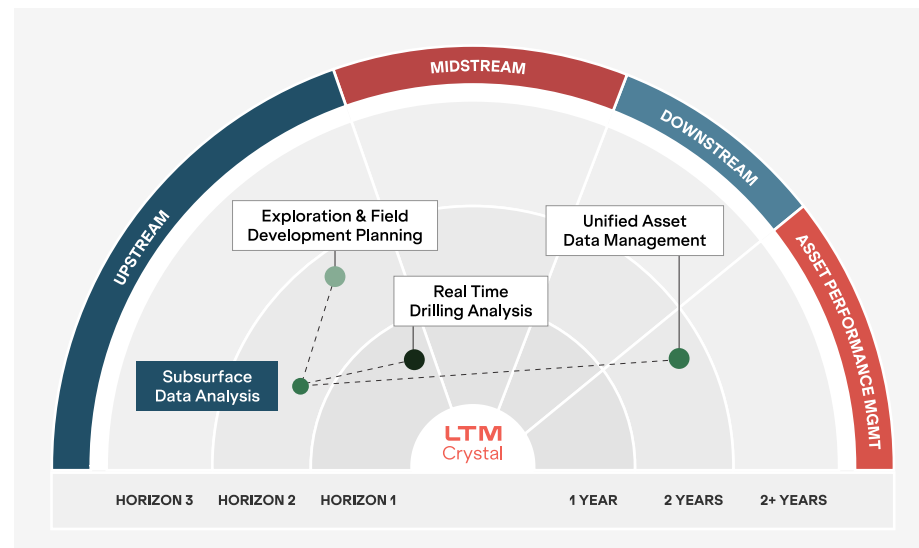
Key Technologies

Gen AI: Advanced AI, Natural Language Processing (NLP), and high-performance computing simulate complex geological scenarios.

Industry Cloud Platforms: Scalable cloud platforms enable flexible AI/ML workloads without hardware investment.

Internet of Thinking: Well and equipment sensors deliver continuous real-time data streams.

Mixed Reality: Virtual reality (VR) and augmented reality (AR) enable 3D geological visualization and remote collaboration.



HORIZON 2

ADOPTION PHASE

IMPROVING

MARKET POTENTIAL

MEDIUM

Featured Story

LTM developed an AI and ML-based tool for electro-facies classification of well log data. This tool quickly interprets log data from drilled wells, predicting lithology and formation properties. It enhances the accuracy and efficiency of subsurface data analysis, significantly improving decision-making in petroleum exploration. The well-log data is interpreted using workstations and specialized petro-technical applications to predict and correlate formation properties.

Key Takeaway

Gen AI is expected to revolutionize subsurface data analysis, evolving from a support tool to strategic asset, driving rapid adoption and boosting efficiency, accuracy, and decision-making.

09

HORIZON 2

Scenario Modeling for Decarbonization

Overview

Scenario modelling for decarbonization has become a strategic discipline to navigate the shifts reshaping global energy systems. Its value grows as upstream operators confront uncertainty in demand, emissions limits, electrification, and policy trajectories. AI scenario frameworks map how differing technology deployments, carbon-reduction pathways, and economic conditions influence future emissions outcomes.

Highlights

Scenario modelling helps upstream operators understand how policy, carbon-pricing, technology deployment, and energy-system trends could reshape emissions trajectories and investment choices. Scenario frameworks quantify divergent futures, assess mitigation levers, integrate economic and technological assumptions, and reveal uncertainty ranges in decarbonization pathways. It frames decisions in terms of electrifying offshore platforms via subsea cables, deploying gas-to-wire or hybrid microgrids, retrofitting compressors, implementing continuous methane monitoring, or advancing Carbon Capture, Utilization, and Storage (CCUS) hubs integrated with gas processing. This supports upstream planning for energy demand shifts, carbon-intensity reduction, and portfolio resilience while recognizing model limitations and regional variability.

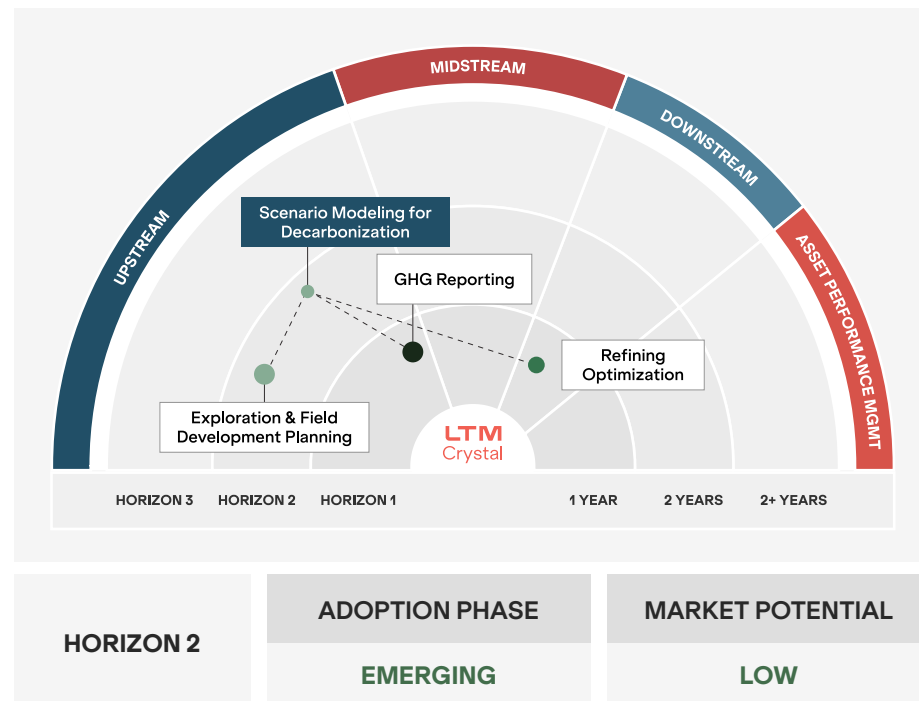
Key Technologies

Digital Twins: Enable real-time what-if analysis and control the impact on emissions and throughput.

Edge AI: Low-latency decisioning on platforms and rigs for emissions-sensitive control.

Data Fabrics: Common models for assets, equipment, and emissions factors ensure secure sharing across partners and Oil Field Service (OFS) vendors.

Generative AI: Mixed-integer programming, stochastic optimization, and probabilistic risk models.



Featured Story

A federally funded research and development centre in Lemont, Illinois, United States founded in 1946 developed the Decarbonization Scenario Analysis Model to evaluate multiple net-zero pathways across the U.S. economy from 2020 to 2050. By modelling scenarios across power, industry, transport, buildings, and agriculture, it helped policymakers compare technology and policy choices, quantify emissions trade-offs, and guide long-term decarbonization planning under uncertainty.

Key Takeaway

Without high-quality measurements, decarbonization scenarios are fragile. It is pivotal to prioritize continuous monitoring and interoperable data models. Foundation models tuned on upstream operations, emissions physics, and vendor reliability data will accelerate scenario generation and stress testing.

10

HORIZON 2

Digital Twin for Capital Projects

Overview

Digital twins for capital projects are AI enabled virtual replicas of physical assets and project environments that simulate design, construction, and commissioning processes before and during execution. Engineering, Procurement, and Construction (EPC) players are leveraging these twins to shift from fragmented, sequential project delivery to integrated, data driven planning and execution, enabling better design validation, risk prediction, schedule optimization, and cost control across complex energy infrastructure projects.

Highlights

Upstream capital projects involve complex interdependencies across subsurface modeling, drilling programs, and surface infrastructure, often executed in remote and high-risk environments. Digital twins address this by creating integrated, AI-driven representations that connect reservoir data, well design, and facility construction into a unified model. This enables operators to simulate project scenarios, optimize drilling and build sequences, and identify risks such as delays or design conflicts early. By improving coordination across offshore platforms and onshore facilities, digital twins enhance execution visibility, reduce rework, control capital costs, and accelerate time to first oil or gas.

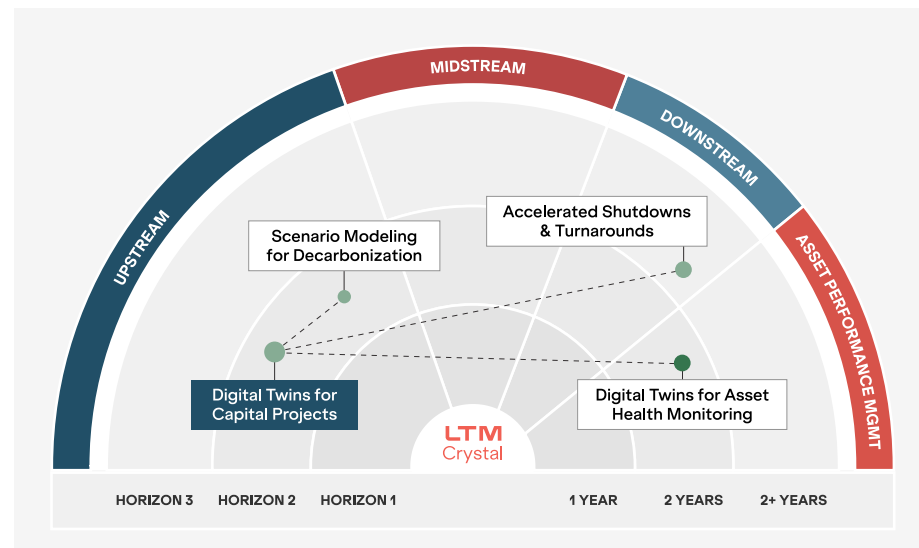
Key Technologies

Digital Twins: Real-time virtual asset replicas for design simulation and execution optimization.

Data Fabric: Unified data layer connecting engineering, reservoir, and project workflows.

Machine Learning: Predicts risks, optimizes schedules, and improves cost planning accuracy.

Edge Computing: Processes site data in real-time for faster project decisions.



HORIZON 2

ADOPTION PHASE

EMERGING

MARKET POTENTIAL

HIGH

Featured Story

A leading global operator faced long project cycle times and fragmented data across deepwater capital projects. It implemented an integrated digital twin platform (iTwin), connecting engineering, design, and supply chain data across the lifecycle. This enabled end-to-end visibility, improved collaboration, and streamlined workflows, resulting in faster project delivery cycles, reduced time to first oil, and improved execution efficiency across complex offshore developments.

Key Takeaway

Digital twins will be pivotal in de-risking upstream capital projects and elevating delivery certainty—with leaders differentiating through unified engineering and field data that enable real-time, scenario-led decision-making across the project lifecycle.

11

HORIZON 3

Expected Ultimate Recovery (EUR) Maximization

Overview

Expected Ultimate Recovery (EUR) maximization focuses on increasing the total economically recoverable oil/gas from a reservoir through optimized reservoir management, advanced recovery techniques, and data-driven well design. EUR, a key metric for valuation and profitability, evolves with technology, production strategies, and market conditions. Maximization ensures improved asset value, higher recovery efficiency, and sustained production performance.

Highlights

Key opportunities to maximize Expected Ultimate Recovery (EUR) lie in integrating advanced data analytics, enhanced recovery technologies, and digital innovation. Data-driven reservoir modeling and production data analysis reduces uncertainty and enables more accurate forecasting and optimization of recovery strategies. AI/ML-driven EOR enhances decision-making through predictive modeling, well placement, and multi-objective optimization of injection processes (CO₂, Water Alternating Gas (WAG), foam). Deployment of advanced EOR techniques such as thermal, chemical, gas, and microbial unlock residual reserves and extend field life. Integration of CO₂-EOR with carbon capture creates dual economic and sustainability benefits. Overall, digital oilfield transformation and analytics-led reservoir management significantly improve recovery factors and asset value.

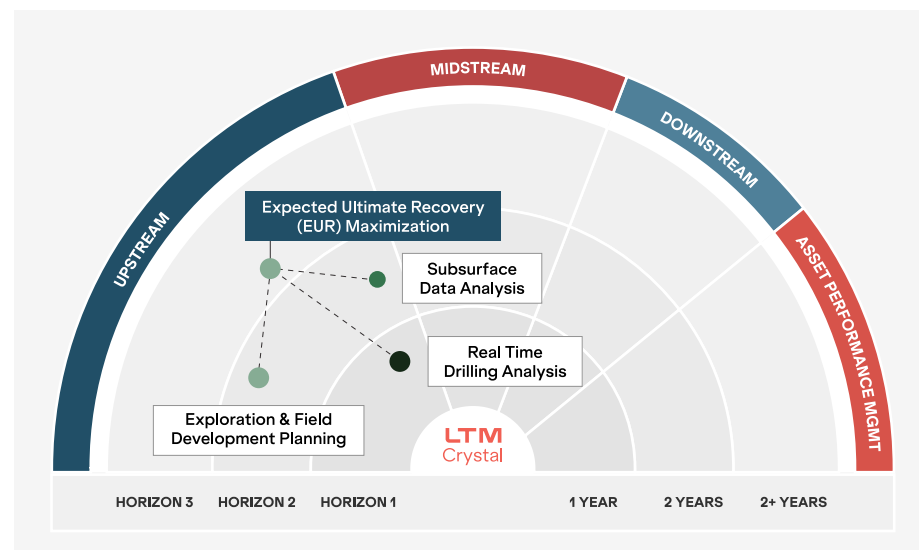
Key Technologies

Advanced Data Analytics: ML enables EUR forecasting, recovery prediction, and modeling of well performance.

Digital Twins & Reservoir Simulation: Physics-based and data-driven reservoir modeling with real-time simulation enables dynamic production optimization.

IoT & Real-Time Reservoir Monitoring: Edge sensors continuously monitor pressure, flow, and temperature, enabling real-time closed-loop reservoir management.

Cloud-based Reservoir Computing: High-performance computing enables large-scale reservoir simulations, accelerating scenario analysis and optimization for improved recovery.



HORIZON 3

ADOPTION PHASE

EMERGING

MARKET POTENTIAL

HIGH

Featured Story

Around 200 horizontally drilled wells located in Permian Basin applied ML (Response Surface Methodology) to optimize completion parameters such as fluid volumes and perforation density, improving initial production and enhancing EUR. The approach enabled dynamic well design, reduced estimation uncertainty, and unlocked incremental reserves, demonstrating scalable, analytics-led EUR maximization across unconventional assets.

Key Takeaway

EUR maximization is a strategic lever for asset value, combining AI driven analytics, advanced EOR methods, and real time reservoir management to reduce uncertainty, enhance recovery efficiency, and unlock incremental reserves profitably.

01

HORIZON 1

Leak Detection and Emission Management

Overview

Leak detection and emission management focuses on identifying, monitoring, and mitigating leaks and greenhouse gas emissions across pipelines, storage facilities, and processing units. AI-driven solutions leverage advanced analytics, computer vision, and IoT sensor data to enable real-time detection and predictive maintenance. These advancements help operators comply with stringent environmental regulations, reduce methane emissions, and improve operational safety and efficiency.

Highlights

In midstream operations, transportation and storage of hydrocarbons carry high safety, environmental, and financial risk from leaks and fugitive emissions. Regulators such as the US Environmental Protection Agency (EPA), alongside global climate commitments, are accelerating mandates for proactive leak detection and emissions monitoring. AI-powered systems fuse IoT sensors, drones, and satellite data to detect anomalies early, quantify methane releases, and prioritize repairs. By enabling faster response, predictive maintenance, and regulatory reporting, AI-driven emission management reduces unplanned downtime and costs while supporting methane reduction goals and net-zero transition commitments across complex, distributed midstream asset networks.

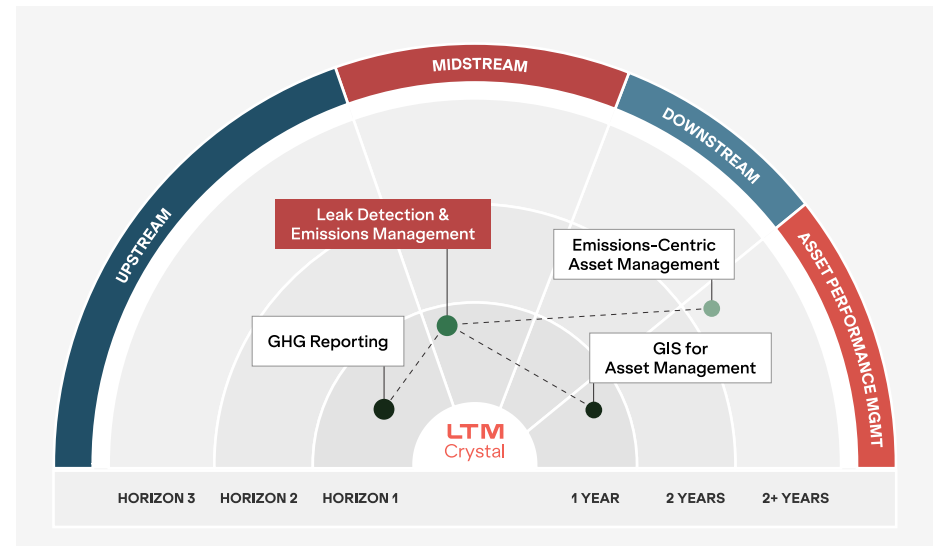
Key Technologies

AI & Machine Learning: Enable anomaly detection and predictive maintenance using historical and real-time data.

Computer Vision: Utilizes drones and thermal imaging to visually detect leaks in remote areas.

Sensor Technology: Collects granular data on pressure, temperature, and flow for AI-driven analysis.

Edge Computing: Facilitates real-time processing and decision-making at scale.



HORIZON 1

ADOPTION PHASE

IMPROVING

MARKET POTENTIAL

HIGH

Featured Story

A US-based energy corporation sought to streamline processes, reduce regulatory costs from data inconsistencies, and provide accurate well information. LTM implemented a cloud-based, AI-powered mobile solution with apps like cloud container development and migration often called as CDS, Canvas, and Power Automate, fully automating business activities. This resulted in USD 26 million savings over five years, process standardization, and reduced turnaround time.

Key Takeaway

As the energy sector accelerates toward a low-carbon future, AI-driven leak detection and emission management will evolve into intelligent, self-learning ecosystems. Future midstream operations will integrate AI with sustainability frameworks, enabling real-time compliance, zero-emission targets, and fully automated environmental stewardship.

02

HORIZON 1

Digital Twins for Pipelines & Terminals

Overview

Digital twins represent a virtual replica of physical assets, enriched with real-time operational data and AI-driven analytics. They enable predictive maintenance, scenario simulation, and automated decision-making, ensuring pipeline integrity and terminal efficiency. By integrating IoT sensors, AI models, and cloud platforms, operators can visualize asset health, anticipate failures, and optimize throughput while meeting sustainability and compliance goals.

Highlights

As pipeline networks age and terminal operations grow more complex, traditional monitoring approaches struggle to deliver proactive, predictive insights. AI-powered digital twins evolve static engineering models into dynamic, self-learning systems that continuously reflect real-world conditions. These twins enable operators to simulate stress scenarios, anticipate corrosion and failure points, and optimize flow, energy use, and maintenance schedules. By improving asset visibility and decision-making, digital twins reduce downtime, enhance safety, and lower environmental risk, making them a critical capability for building resilient, efficient, and sustainable midstream pipeline and terminal infrastructure globally today.

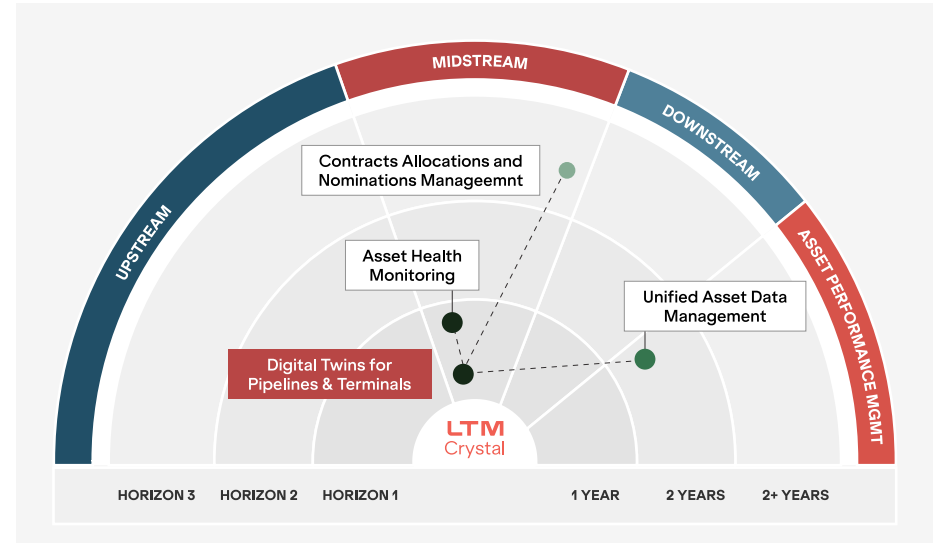
Key Technologies

AI & Machine Learning: Enable predictive maintenance and anomaly detection within the twin environment.

Sensor Technology: Streams real-time operational data for accurate asset modelling.

Edge Computing: Supports scalable, low-latency processing for large pipeline networks.

Blockchain: Secures data exchange and compliance reporting across stakeholders.



HORIZON 1

ADOPTION PHASE

MATURE

MARKET POTENTIAL

HIGH

Featured Story

A leading US midstream operator faced fragmented visibility and costly manual maintenance. LTM implemented AI-driven digital twins integrated with IoT sensors and an enterprise historian, enabling predictive analytics and centralized monitoring. The solution improved uptime by 12%, cut maintenance costs by 20%, and reduced field travel by 75%, delivering smarter, sustainable operations.

Key Takeaway

Digital twins are evolving into autonomous ecosystems, where AI-driven models continuously learn and optimize pipeline and terminal operations. AI integration will redefine midstream asset management, shifting from reactive fixes to predictive, self-healing infrastructure that aligns with sustainability and resilience goals.

03 HORIZON 1 Asset Health Monitoring

Overview

Asset health monitoring leverages AI-driven analytics, IoT sensors, and digital platforms to continuously assess the condition of critical infrastructure such as pipelines, compressors, and storage terminals. By integrating ML models with real-time operational data, these systems predict failures before they occur, optimize maintenance schedules, and ensure regulatory compliance. AI transforms traditional monitoring into proactive, self-learning ecosystems that minimize downtime, reduce costs, and enhance safety across geographically dispersed assets.

Highlights

AI-powered asset health monitoring enhances midstream operations by shifting maintenance from reactive to predictive models. Advanced IoT sensors and edge analytics stream real-time operating data into machine-learning models, enabling early detection of anomalies and performance degradation. Mobile-enabled dashboards deliver instant insights to field teams, while AI-driven alerts prioritize interventions based on risk and impact. These systems reduce unplanned downtime, improve safety, and optimize resource allocation. They also strengthen regulatory compliance, support sustainability targets, and lower operating costs, making midstream infrastructure smarter, safer, more resilient, and cost-efficient at scale globally.

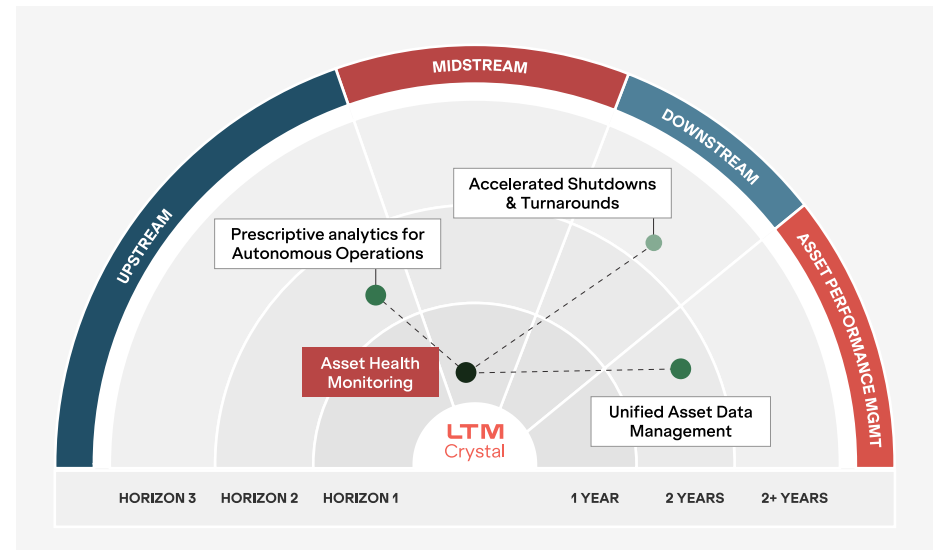
Key Technologies

Adaptive AI: Continuously learns from new data to improve asset health and adapt to changing conditions.

Cloud-Native Platforms: Offer scalable infrastructure for aggregating, analyzing, and visualizing asset health data.

AI & Machine Learning: Analyse historical and real-time data to predict failures and optimize maintenance schedules.

Edge Computing: Processes sensor data locally for instant anomaly detection and rapid response in remote locations.



HORIZON 1	ADOPTION PHASE	MARKET POTENTIAL
	MATURE	HIGH

Featured Story

A US midstream operator managing over 60 gas processing plants lacked centralized, real-time asset visibility and relied on manual time-based maintenance. LTM deployed IoT sensors, aggregated live data into an enterprise historian, and built AI-powered digital twins with ML-based predictive routines. This implementation resulted in a transition to condition-based monitoring, leading to reduced travel for maintenance crews, improved asset uptime, and smarter intervention planning.

Key Takeaway

AI-driven asset health monitoring is poised to redefine operational excellence in midstream oil and gas. By harnessing predictive intelligence, real-time data, and digital twins, operators can anticipate failures, eliminate unplanned outages, and set new benchmarks for safety and efficiency.

04

HORIZON 1

Remote Pipeline Inspection

Overview

Remote pipeline inspection addresses midstream operations by combining IoT sensors, drones, and AI analytics for real-time integrity monitoring. Unlike conventional manual checks, it enables predictive maintenance in inaccessible terrains, reducing environmental hazards and operational downtime. Its differentiator lies in compliance-driven automation and sustainability, addressing industry needs for safety, cost efficiency, and ESG adherence.

Highlights

Oil and gas pipelines face constant threats from corrosion, leaks, and regulatory scrutiny across vast, remote geographies. Remote inspection addresses these challenges through continuous monitoring and predictive alerts, enabling early detection of integrity issues and reducing unplanned outages or spill events. Adoption among midstream operators is accelerating as ESG mandates to tighten and cost pressures rise, alongside growth in the pipeline monitoring market. In practice, remote pipeline inspection combines smart sensors, in line inspection (ILI) tools, drones, and advanced analytics to deliver continuous, high resolution visibility across pipeline networks. AI driven corrosion and leak detection models analyse pressure, flow, acoustic, and environmental data to identify early stage anomalies and predict failure risks before they escalate.

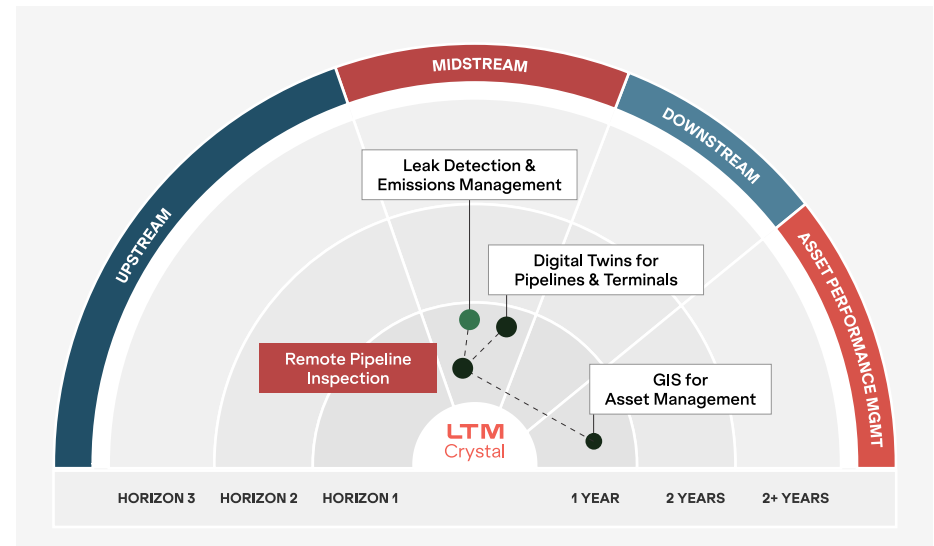
Key Technologies

Sensor Tech: Multimodal sensors capture pipeline conditions for real-time monitoring.

Edge Computing: Processes inspection data locally, reducing latency and bandwidth needs.

Computer Vision: Detects corrosion, leaks, and anomalies from image/video streams.

Edge AI: Enables on-device inference for Unmanned Aerial Vehicles (UAV) and IoT inspection systems.



HORIZON 1

ADOPTION PHASE

MATURE

MARKET POTENTIAL

HIGH

Featured Story

An India-based technology company deployed drone-based monitoring for one of India's largest oil & gas organizations to monitor pipelines, enabling high-resolution aerial surveillance and real-time data capture. The solution improved anomaly detection, reduced manual inspection time significantly, and enhanced safety by minimizing human exposure to hazardous environments. This approach ensured compliance, operational efficiency, and cost savings for pipeline maintenance across challenging terrains.

Key Takeaway

Remote Pipeline Inspection evolved from manual, episodic monitoring to autonomous, real-time integrity management. By integrating AI-powered drones, fiber-optic sensing, and satellite imagery, midstream operators can detect leaks and third-party encroachments.

05

HORIZON 2

Integrated Supply Chain visibility

Overview

Integrated supply chain visibility uses IoT, AI, and blockchain to deliver real-time tracking of materials, equipment, and logistics across upstream, midstream, and downstream operations. Its differentiation comes from predictive insights and end-to-end transparency, enabling proactive decisions, risk mitigation, and regulatory compliance in complex, highly regulated industrial and energy environments worldwide, at scale with partners and suppliers across global supply networks.

Highlights

Integrated supply chain visibility is critical in midstream operations because pipelines, terminals, storage, and logistics span vast geographies and multiple partners. Real time visibility helps operators track material flows, equipment availability, and disruptions, enabling faster response to outages, demand swings, and regulatory requirements. However, midstream operators face challenges such as fragmented legacy systems, limited data sharing across partners, and inconsistent data quality. Cybersecurity and regulatory compliance further complicate integration. These challenges can be addressed by adopting cloud based platforms, standardized data models, secure data sharing frameworks, and AI driven analytics that unify operational data, improve forecasting, and support proactive, resilient decision making across the midstream value chain.

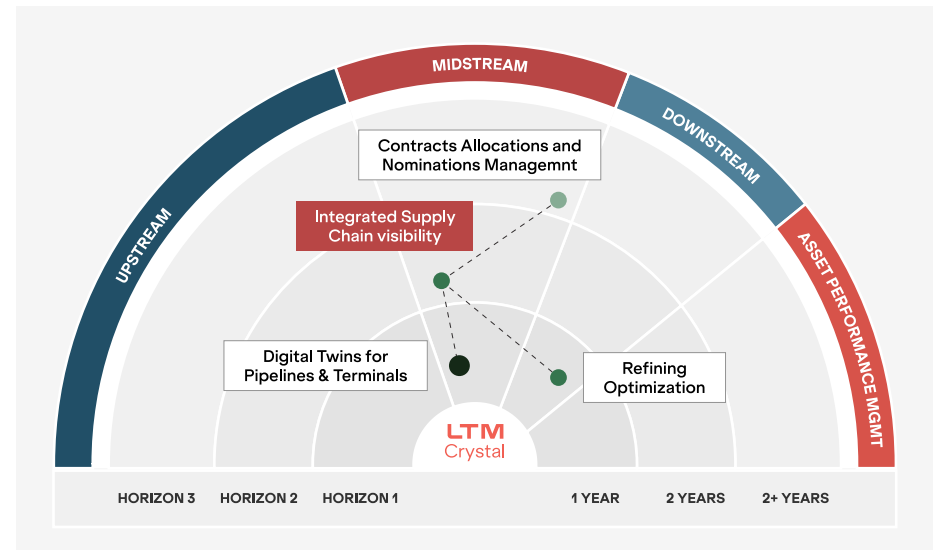
Key Technologies

Connected Enterprise: Integrates Supervisory Control and Data Acquisition (SCADA), ERP, and logistics systems for unified visibility.

API Economy: Standardizes data exchange between partners for seamless supply chain flow.

Decision Intelligence: Optimizes inventory and transport decisions using predictive analytics.

Graph Neural Networks: Models complex supply chain dependencies for disruption risk analysis.



HORIZON 2

ADOPTION PHASE

IMPROVING

MARKET POTENTIAL

MEDIUM

Featured Story

An Indian IT services provider implemented Oracle Cloud for an oil and gas equipment supplier. The solution consolidates fragmented workflows, improving inventory reliability and global fulfillment across hundreds of sites. Cloud Order Transportation Management (OTM) and Global Trade Management (GTM) enhanced logistics visibility and compliance, improving productivity and customer service.

Key Takeaway

Integrated supply chain visibility is becoming a strategic control layer, not just an operational capability. Beyond resilience and compliance, it enables faster decisions, ecosystem wide coordination, and scenario based planning.

06

HORIZON 3

Contracts Allocation and Nominations Management

Overview

Contracts allocation and nominations management ensure optimal alignment between contractual entitlements and physical energy flows. Nominations define required volumes, delivery points, and schedules, while allocation reconciles actual flows against contracts. Effective management improves accuracy, ensures compliance, minimizes imbalances and penalties, and enhances revenue assurance through real time coordination, capacity optimization, and streamlined multi stakeholder operations.

Highlights

Contracts allocation and nominations management present strong opportunities to enhance efficiency, control, and value realization. Centralized, AI-enabled Contract Lifecycle Management (CLM) platforms improve visibility across contracts, enabling optimized volume allocation and accurate nominations. Automation reduces manual errors and cycle times, while predictive analytics enhances risk detection, supplier performance tracking, and imbalance mitigation. Standardization of terms and real-time monitoring strengthen compliance and governance. These capabilities enable proactive decision-making, minimize revenue leakage, and improve coordination across complex, multi-stakeholder supply chains, thereby driving cost optimization, operational resilience, and stronger commercial outcomes.

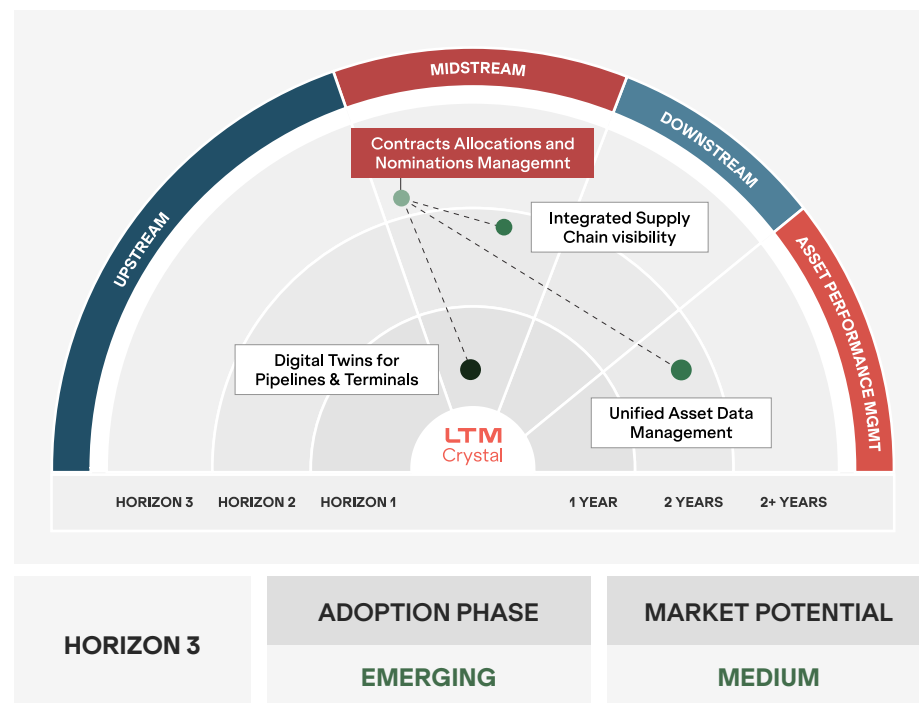
Key Technologies

Advanced Analytics & Predictive AI: AI-driven demand forecasting and capacity optimization enable predictive imbalance detection, avoiding penalties.

Gen AI: Automated contract interpretation and clause extraction enable intelligent mapping to nomination systems.

Blockchain: Smart contracts automate settlement and allocation validation, enabling immutable multi-party transparency.

Cloud-based Data Platforms: Scalable infrastructure enables high-volume data processing, collaboration, and global visibility across functions.



Featured Story

A midstream operator managing 600+ daily nominations automated its contracts allocation and nominations workflow, replacing manual Electronic Data Interchange (EDI) processing, contract validation, and Energy Trading and Risk Management (ETRM) updates. Using an integrated ingestion, validation, and exception handling engine, the company cut manual effort by 80%, improved accuracy to 99.7%, ensured 100% on time cycles, and saved USD 1.8M annually, while shifting staff to higher value optimization.

Key Takeaway

AI enabled contract allocation and nomination helps in driving real time visibility, predictive optimization, and risk mitigation, transforming complex multi party contracts into resilient, data driven engine for revenue assurance and operational agility.

01

HORIZON 1

Refining Optimization

Overview

A-driven refinery optimization leverages advanced analytics, ML, and neural networks to evaluate massive volumes of data in real-time, thereby boosting efficiency, reducing energy use and costs, preventing equipment failures, and enhancing sustainability. It empowers refineries to adapt to market demands, improve operational reliability and Earnings Before Interest, Taxes, and Amortization (EBITA), optimize feedstock, and make smarter, data-driven decisions for cost, safety, and environmental performance.

Highlights

AI-driven refinery optimization unlocks meaningful opportunities by transforming operations through data, intelligence, and automation. AI enhances reliability with predictive maintenance that prevents failures and minimizes costly downtime. It improves process efficiency by dynamically optimizing distillation, cracking, and energy-intensive units to boost yields and reduce fuel consumption. Digital twins enable smarter planning, virtual testing, and rapid decision-making, while real-time monitoring strengthens quality control and emissions management. Moreover, AI empowers refineries to adapt to volatile markets, integrate renewables, streamline supply chains, and move toward autonomous, safer, and more sustainable operations.

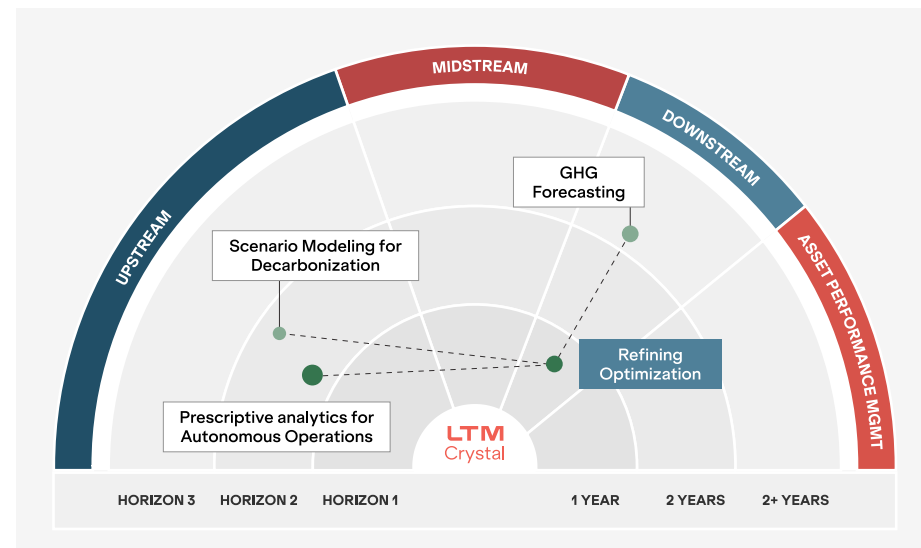
Key Technologies

Machine Learning & Advanced Analytics: ML models optimize complex, nonlinear refinery processes using historical and real-time data.

Predictive Maintenance Technologies: Analyze equipment health data to predict failures, minimize downtime, and extend asset life.

Computer Vision Systems: Used for safety monitoring, anomaly detection, gauge reading, leak identification, and automated operator controls.

Cloud Platforms & Scalable Data Infrastructure: Enable large-scale data integration, seamless model deployment, collaboration, and continuous optimization across refinery operations.



HORIZON 1

ADOPTION PHASE

IMPROVING

MARKET POTENTIAL

MEDIUM

Featured Story

A British multinational oil and gas company deployed AI-powered predictive maintenance using C3.ai and Microsoft Azure to monitor thousands of downstream refinery assets. The solution shifted maintenance from reactive to predictive, identifying early failure patterns weeks in advance, optimizing maintenance schedules, reducing unplanned downtime, improving equipment reliability, enhancing safety, and extending asset lifecycles at scale.

Key Takeaway

AI driven optimization is forming the core of modern refineries, integrating IT OT data, predictive maintenance, digital twins, and real time analytics to cut downtime and energy use, lower emissions, as well as sustainably improve product quality, compliance, and profitability.

02

HORIZON 2

Blending Optimization

Overview

Blending optimization increasingly combines physics-based models with AI to improve crude and product blending decisions. Physics ensures mass balance, constraints, and process fidelity, while AI learns nonlinear behavior, uncertainty, and real-time variability. Together, they optimize yields, and ensure quality compliance, energy use, and margins, enabling faster, more reliable, and scalable refinery and midstream operations.

Highlights

Blending optimization is evolving from static, rule based systems to closed loop, self learning approaches that combine first principles physics with AI. Physics based models, mass balance, thermodynamics, and quality constraints ensure feasibility, explainability, and trust, while AI learns nonlinear blend behavior, sensor bias, and market driven objectives in real-time. This hybrid model enables crude and product blending, tighter quality compliance, and margin maximization amid feedstock variability. Integrated with linear programming planning, digital twins, and edge analytics, physics AI blending reduces energy use, reprocessing, and operational risk while accelerating decision making across refining and midstream operations.

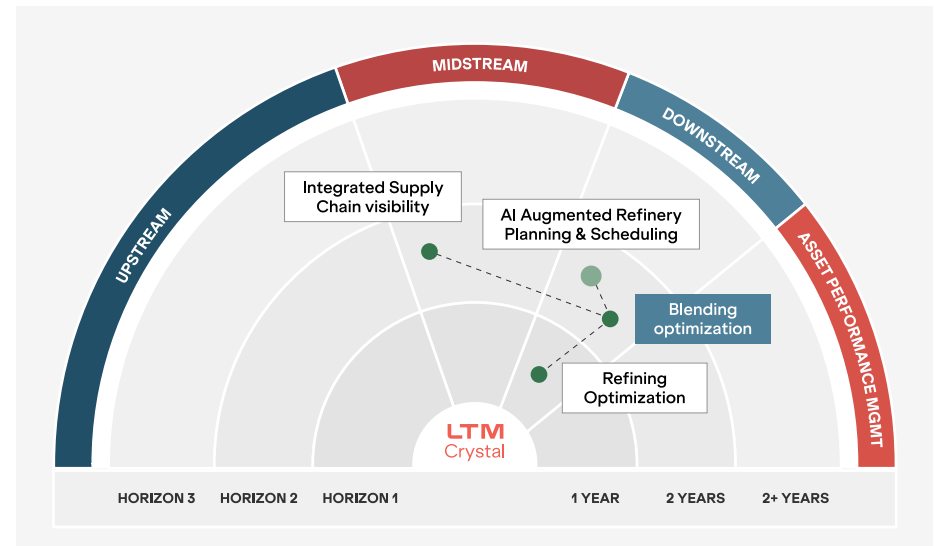
Key Technologies

Machine Learning & Advanced Analytics: Forecast feedstock variability and detect quality deviations in real-time.

Digital Twins: Enable real-time blend optimization and proactive decision-making.

IoT sensors: Provide high-frequency, high-quality operational data.

Cloud & High-Performance Computing: Enable rapid recomputation and enterprise-scale deployment.



HORIZON 2

ADOPTION PHASE

IMPROVING

MARKET POTENTIAL

MEDIUM

Featured Story

A global US-based refiner running a hydrocracker unit struggled with margin erosion due to nonlinear blending behavior, feedstock variability, and quality giveaway beyond the limits of LP-based blending and advanced process control (APC). A physics-AI hybrid solution combined the principles of mass balance with deep and reinforcement learning to enable closed-loop, real-time blend optimization. The refiner achieved reduced giveaways and plant-wide margin improvement.

Key Takeaway

Physics-informed hybrid AI blending couples mass-balance and thermodynamic constraints with real-time learning to correct sensor bias, reconcile inventories, and optimize blends. It delivers explainable, simulator-quality decisions that improve compliance, reduce risk and emissions.

03

HORIZON 2

AI Augmented Refinery Planning & Scheduling

Overview

Agentic AI introduces autonomous, adaptive decision-making for refinery planning and scheduling. By combining generative AI, optimization algorithms, and real-time operational data, it creates dynamic plans that respond instantly to changing feedback, demand, and constraints. This approach improves throughput, reduces energy consumption, and ensures compliance, outperforming traditional static models in terms of speed, accuracy, and flexibility.

Highlights

Refinery operations face constant volatility such as shifting crude quality, fluctuating demand, and complex interdependencies across units. Agentic AI addresses these challenges by autonomously generating optimized schedules, simulating multiple scenarios, and recalibrating plans in real-time. It integrates predictive analytics for demand forecasting and reinforcement learning for constraint handling and cutting planning cycles. The benefits include higher margins, improved energy efficiency, and reduced downtime. Adoption is accelerating due to sustainability mandates and digital transformation goals. Future success depends on scaling AI across planning ecosystems, fostering trust in autonomous decisions, and embedding continuous learning for long-term operational excellence.

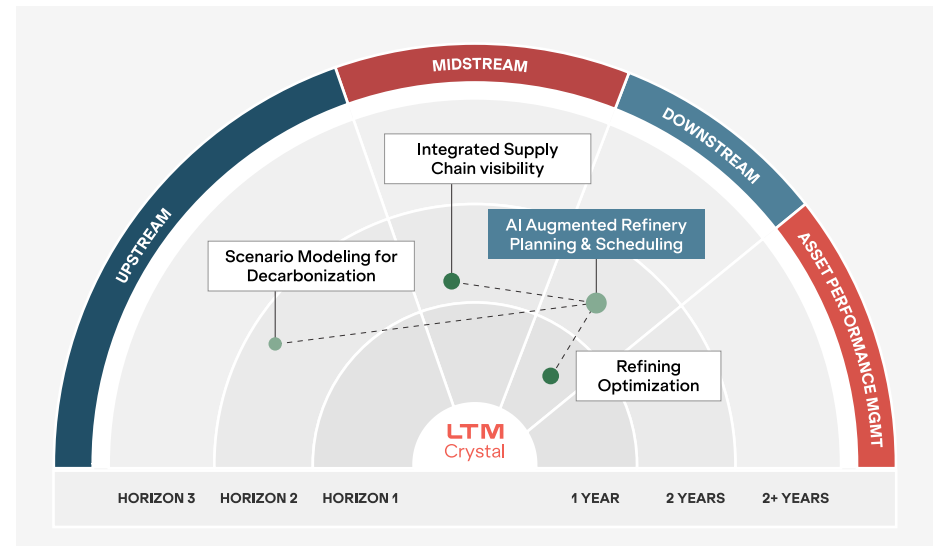
Key Technologies

Industry Cloud Platforms: Provide refinery-specific modules for planning and scheduling workflows.

Cloud-Native Platforms: Enable scalable microservices for dynamic refinery operations planning.

Agentic AI: Autonomous agents orchestrate multi-constraint refinery scheduling efficiently.

Generative AI: Creates scenario plans and operational guidance for refinery optimization.



HORIZON 2

ADOPTION PHASE

EMERGING

MARKET POTENTIAL

HIGH

Featured Story

The state-owned oil company of Abu Dhabi, UAE launched ENERGYai with AIQ as an agentic AI solution designed to integrate specialized AI agents across the company's value chain. It highlights applications such as real time process monitoring and energy efficiency, supported by LLM and company's proprietary data. While primarily proven in upstream trials, the platform signals how agentic AI foundations are extending toward downstream decision workflows that influence refinery planning and scheduling.

Key Takeaway

Agentic AI is redefining refinery planning by enabling autonomous, adaptive scheduling. Combining generative AI and real-time optimization delivers agility, efficiency, and sustainability, positioning refineries for future-ready operations.

04

HORIZON 3

Prescriptive Analytics based autonomous control

Overview

Prescriptive analytics for augmented autonomous control go beyond predicting failures to recommend or autonomously execute optimal actions. By combining AI, ML, simulations, and real time sensor data, it continuously evaluates operational constraints and scenarios. These systems dynamically optimize drilling and refining processes to boost penetration rates, maximize throughput, reduce energy consumption, and enhance safety under complex, volatile operating conditions.

Highlights

Prescriptive analytics enable augmented autonomous control by bringing together real time operational technology data, big data platforms, and hybrid digital twins that combine physics models with ML. These systems simulate operating scenarios and recommend optimal set points, enhance strategies, and process parameters while strictly adhering to safety limits. Beyond alerts, they support agent driven automation by coordinating operational events with enterprise actions such as work orders, spare parts planning, and crew scheduling, with full traceability. In pipelines and fields, Geospatial AI and real time anomaly detection guide target inspections, patrols, and rapid mitigation. The long term opportunity is to evolve from decision support to adaptive, self governing systems with strong human oversight, explainability, and governance.

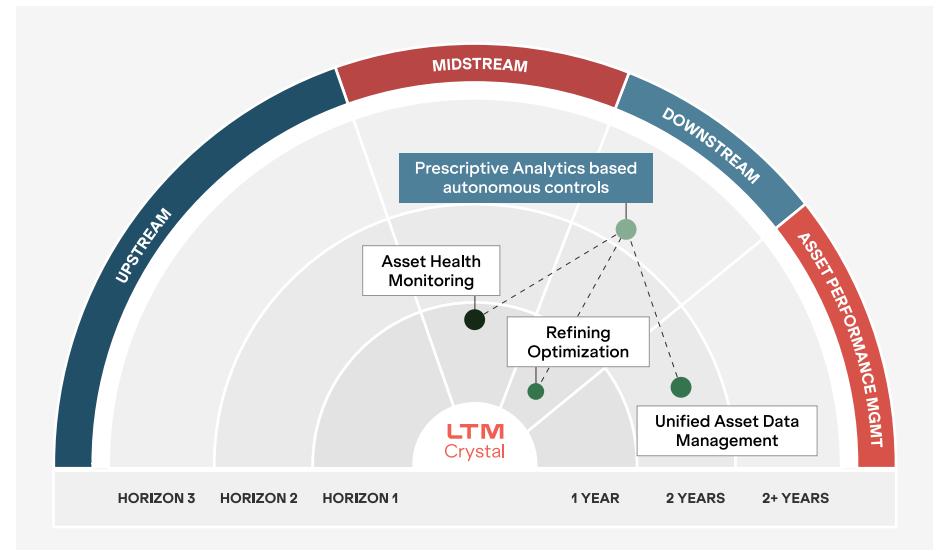
Key Technologies

Industrial IoT & Edge Computing: For real-time sensor data from wells, turbines and pipelines.

Machine Learning & Deep Learning: For failure prediction, production forecasting, and anomaly detection.

Cybersecurity & OT Security Technologies: To protect autonomous operations.

Explainable AI (XAI): To justify recommendations to operators and regulators.



HORIZON 3

ADOPTION PHASE

EMERGING

MARKET POTENTIAL

HIGH

Featured Story

A British energy and petrochemical company operating across 70 countries implemented a digital twin-driven prescriptive analytics platform to enable augmented autonomous control across its upstream network. Real-time operational data was continuously simulated to evaluate constraints and prescribe optimal actions such as flow rerouting and setpoint adjustments. Human-in-the-loop governance ensured safety, while scenario-based prescriptions prevented production losses and accelerated decision-making at scale.

Key Takeaway

Prescriptive analytics enable augmented autonomous controls by integrating digital twins, predictive AI, and optimization into closed loop systems that evolve from advisory to self governing operations, executing safe, compliant, and economically optimal decisions through explainable, human guided autonomy and continuous learning.

05

HORIZON 3

Accelerated Shutdowns and Turnarounds (STO)

Overview

Agentic AI enhances shutdowns and turnarounds (STO) by enabling autonomous, goal-driven decision-making across complex energy operations. It integrates predictive analytics, real-time monitoring, and adaptive planning to minimize downtime, optimize resource allocation, and improve safety. By reducing manual intervention and anticipating risks, Agentic AI transforms shutdowns and turnarounds into efficient, resilient processes aligned with sustainability and cost-control objectives.

Highlights

Agentic AI enables autonomous, goal-driven operations by optimizing planning and scheduling dynamically and reducing delays and critical path risks. Real-time risk sensing and health, safety, and environment (HSE) orchestration improve safety through predictive hazard detection and compliance enforcement. Adaptive asset readiness and predictive maintenance minimize surprises, while multi-agent logistics streamline resource allocation for scaffolding, cranes, and contractors. Additionally, Agentic AI optimizes temporary energy consumption during outages, cutting costs and emissions. Its auditable decision frameworks ensure trust and governance, making autonomy scalable in high-stakes environments. Together, these capabilities drive efficiency, resilience, and sustainability across shutdowns and turnarounds, turning traditionally complex, costly processes into streamlined, intelligent operations.

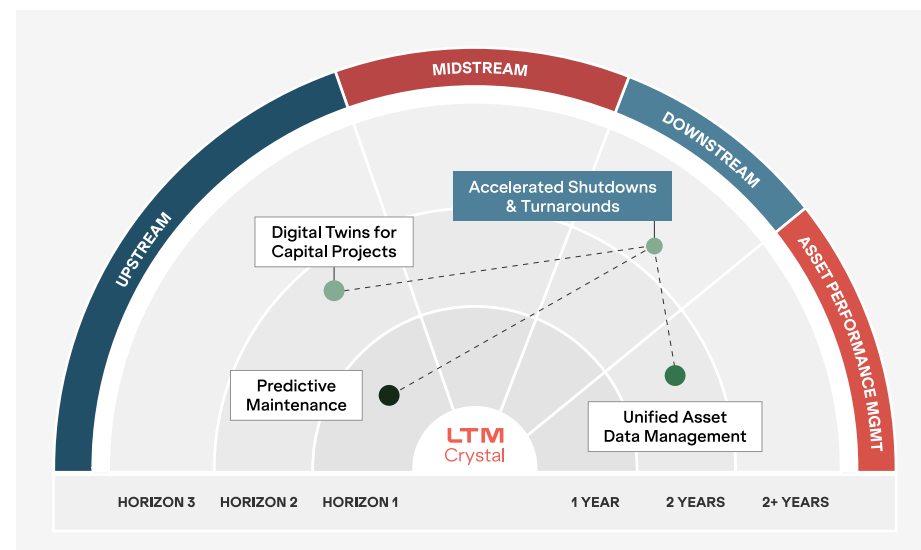
Key Technologies

Digital Twins: Create virtual replicas of plants and assets to simulate shutdowns, predict failures, and optimize turnaround sequencing.

Prescriptive Analytics & Optimization Engines: AI optimizes workforce planning, routes, and carbon tracking, cutting idle labour and emissions.

Advanced Robotics & Drone Inspection: Autonomous agents inspect hazardous, confined spaces, boosting safety and accelerating turnaround inspections.

Edge Computing & IoT Integration: Ingest edge sensors and SCADA data for rapid, safety-critical decision-making.



HORIZON 3

ADOPTION PHASE

EMERGING

MARKET POTENTIAL

MEDIUM

Featured Story

An energy company headquartered in Norway transformed refinery turnarounds using Agentic AI on Cognite's open, a secure DataOps platform, unifying IT, OT, and ET data along with autonomous robots. AI agents analyzed live operations, updated digital twins, and automated hazardous inspections, reducing anomaly detection. This approach improved safety, minimized downtime, avoided costly shutdowns, and delivered measurable efficiency gains and multimillion-dollar savings across complex STO operations.

Key Takeaway

Agentic AI streamlines shutdowns and turnarounds by unifying HSE and operations data, anticipating hazards, and optimizing schedules, crews, and energy via digital twins and edge agents. Human controls reduce downtime, emissions, and improve resilience.

06

HORIZON 3 GHG Forecasting

Overview

AI is reshaping the energy sector by optimizing logistics with real-time carbon tracking and smart route planning. Predictive modelling and real-time processing improve emissions monitoring, while AI-driven transportation management system (TMS) can cut fuel use by up to 20%. These innovations cut costs, improve efficiency, and help companies meet sustainability targets and net-zero goals by delivering environmental and economic value.

Highlights

Logistics emissions tracking is difficult because it needs detailed shipment data across thousands of carriers. Manual collection is slow and complex, making accurate carbon measurement nearly impossible without automation. AI automates emissions tracking by extracting shipment data from freight invoices, normalizing formats, and applying accurate, context-based emission factors. ML, as an integrated part of AI, boosts accuracy by learning carrier formats and documentation, improving emissions tracking over time without manual updates. Moreover, AI-driven route optimization and load balancing cut unnecessary travel, reducing greenhouse emissions and accelerating progress toward net-zero supply chains, thereby reducing fuel wastage by up to 15%.

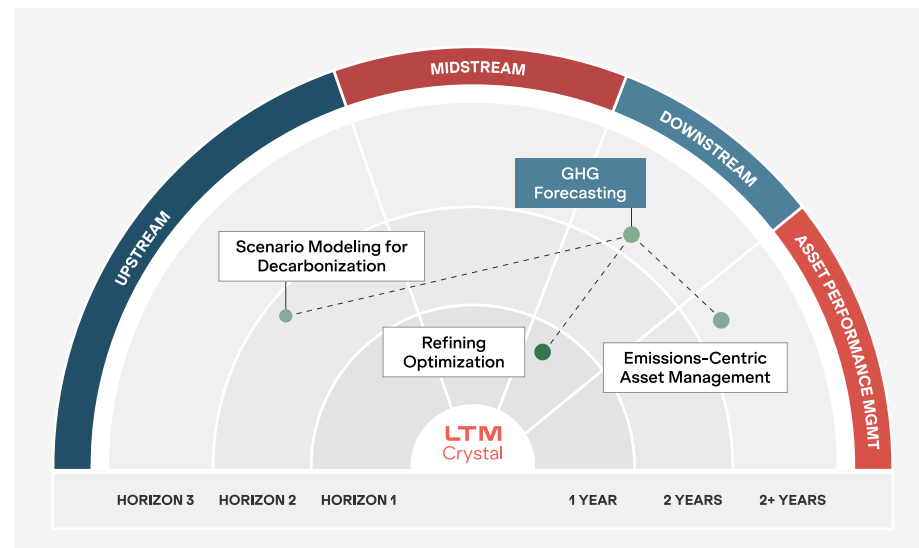
Key Technologies

Agentic AI: Autonomous agents optimize routes, continuously reducing emissions using real-time contexts.

Edge Computing: Edge analytics compute carbon metrics locally, optimizing routes with latency.

Hyper automation: Automates emissions reporting, route planning, and optimization workflows with minimal human intervention.

Decision Intelligence: Integrates data, analytics and AI/ML to proactively predict, optimize and act on GHG emission trajectories.



HORIZON 3

ADOPTION PHASE

EMERGING

MARKET POTENTIAL

MEDIUM

Featured Story

A Canada-based AI tool models and optimizes multi-modal transport routes, calculating CO₂ emissions per segment to compare carbon impact, transit times, and shipment legs. A North American O&G operator used it to optimize cross-border equipment and product movement, standardizing lower-carbon rail-marine routes while strengthening compliance with IMO 2030 and the GLEC Standard.

Key Takeaway

AI automates carbon tracking and route optimization, improving accuracy and efficiency. Technologies like AI-driven fleet management and energy balancing help cut fuel use by 20%, reduce emissions by 30%, and accelerate progress toward net-zero goals.

01 HORIZON 1 Field Service Optimization

Overview

Field service optimization focuses on unifying work orders, dispatch, inventory, field updates, and billing into one seamless, scalable workflow for major event responses. It leverages AI, digital twin, and IoT to integrate work orders with end-to-end field execution at hazardous, remote sites with offline mobility, dynamic scheduling/dispatch, e-permit, compliance, spares logistics, and route optimization.

Highlights

Field service optimization is taking a quantum shift in asset integrity. The integration of AI-driven dynamic scheduling ensures that mission-critical skills are deployed with mathematical optimality. This ecosystem leverages predictive intelligence to collapse the distance between data and action, effectively eradicating failure windows and minimizing the industry's risk profile. With the implementation of automated e-permit gateways and pervasive IoT sensing, the modern enterprise achieves a synchronous operational loop, ensuring absolute resilience across the global energy landscape.

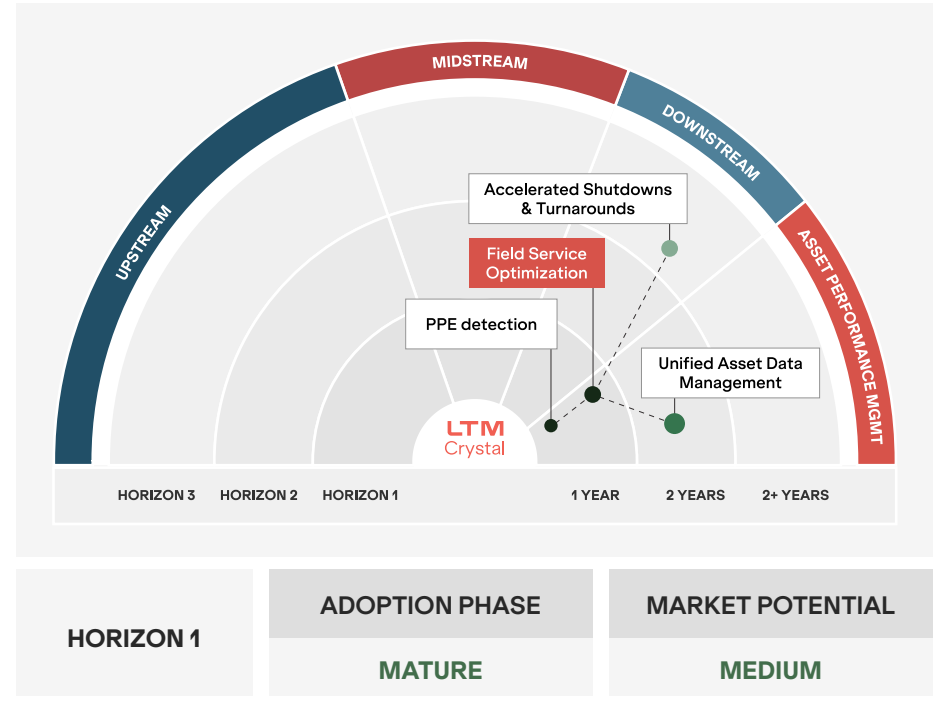
Key Technologies

Intelligent Dynamic Scheduling: Assigns specific skilled crews to needed locations using mathematical optimality.

Digital Twins: Creates virtual model integrating work orders with end-to-end field execution.

IoT Telemetry & Pervasive Sensing: Provides real-time data from remote sites to guide operational replanning across upstream, midstream, and downstream assets.

E-Permit Gateways: Digitizes the "Permit to Work" process to reduce approval bottlenecks and automate compliance.



Featured Story

To address inefficiencies like manual compliance and high downtime, a North American energy company partnered with Precision Workflow to digitize operations. Implementing AI-driven predictive maintenance and automated reporting increased efficiency by 35%, cut compliance violations by 50%, and reduced equipment downtime by 25%, transforming field-to-office communication and real-time decision-making.

Key Takeaway

Field service optimization is transitioning from reactive logistics to a synchronous operational loop by integrating AI-driven scheduling with IoT data, effectively closing the gap between asset data and corrective action.

02 HORIZON 1 PPE Detection

Overview

Oil & Gas environments (refineries, drilling rigs, pipelines, offshore platforms) are high-risk zones where non-compliance can lead to severe incidents. A key application is personal protective equipment (PPE) detection, ensuring workers comply with safety standards in real-time, reducing accidents and enhancing workforce protection. To stay competitive, organizations must embrace 3D transformation including decarbonization, digitalization, while leveraging decarbonization and digitization technologies like AI, edge, 5G, and cloud to optimize cloud flexibility and productivity.

Highlights

PPE plays a critical role in keeping workers safe, ensuring helmets, gloves, masks, and other gear are worn correctly. Yet consistent compliance isn't always easy, with challenges such as poor fit, limited PPE availability, and lack of training often getting in the way. This is where AI-powered computer vision steps in. By detecting PPE in real-time, it helps organizations monitor compliance, trigger alerts for missing gear, and maintain safety standards effortlessly. The key benefits include fewer accidents, improved accuracy, and stronger accountability. With AI and edge technologies, PPE compliance becomes proactive, driving a safer workplace and boosting operational efficiency.

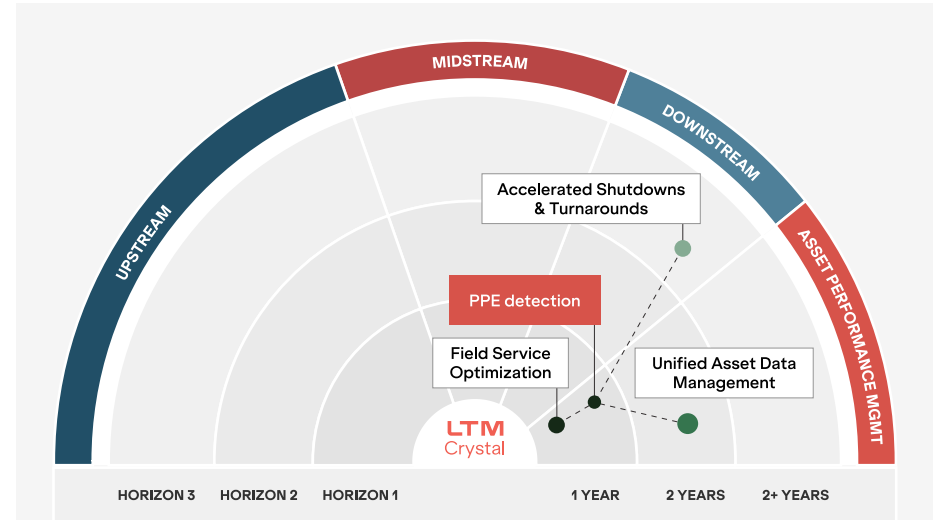
Key Technologies

Sensor Tech: Runs PPE detection at the edge, enabling real time alerts in low connectivity environments.

Edge Computing: Enables real-time PPE detection directly on cameras or edge devices at worksites.

Wearable Technologies: Adds vision outputs with context, improving PPE decisions and minimizing false alerts.

Explainable AI: Improves transparency in PPE detection, strengthening trust, auditability, and safety compliance.



HORIZON 1	ADOPTION PHASE	MARKET POTENTIAL
	MATURE	LOW

Featured Story

An energy-sector corporation implemented a computer vision solution to boost worker safety and PPE compliance. Leveraging existing CCTV feeds, the AI system detected helmets, gloves, vests, goggles, and harnesses in real-time. Instant alerts notified supervisors of violations, enabling immediate corrective action. This ensured continuous PPE monitoring, reduced workplace risk, and reinforced safety protocols across plants to grid operations.

Key Takeaway

AI driven computer vision enhances grid safety through real time PPE compliance, fewer accidents, and smarter operations. Progress demands 3D transformation in the form of decarbonization and digitization which is powered by AI, edge, 5G, cloud, immersive training, and integrated compliance.

03 HORIZON 1 GIS for Asset Management

Overview

Analytics and Geographic Information System (GIS) are transforming asset management. Leveraging AI within GIS protocols allows for the synthesis of complex geospatial and mechanical datasets. This technical synergy supports reliability-centric operations by providing scenario modeling and spatial analysis required for informed asset deployment and long-term risk mitigation.

Highlights

Integrating AI into the \$8.7 billion oil and gas GIS market enables dynamic midstream risk management. High-resolution satellite imagery and AI-powered sensors provide real-time leak detection and automated encroachment surveillance, reducing survey costs and manual data interpretation. This spatial intelligence ensures strict pipeline integrity and ESG compliance, helping operators avoid catastrophic environmental incidents and multi-million-dollar regulatory penalties. Predictive maintenance is also transitioning from fixed schedules and reactive repairs to proactive, data-driven approaches using IoT sensors and AI. This transition has reduced unplanned outages by 35-40% and maintenance costs by 30%, leading to resilient energy supply and increased asset lifespan.

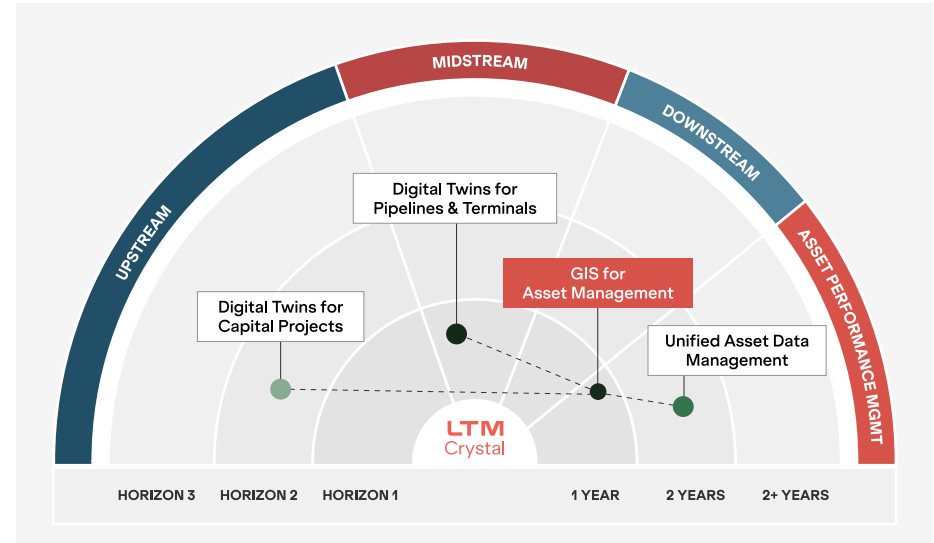
Key Technologies

Sensor Tech: Interconnected sensors and cameras provide comprehensive monitoring and control over remote infrastructure

Gen AI: Analyzes high-frequency IoT telemetry to instantly flag corrosion and structural anomalies immediately.

Spatial Intelligence: Identifies risky assets based on historical data, material degradation trends, and operational stress factors.

Satellite Imaging: Provides accurate geospatial data to optimize asset placement and monitor integrity.



HORIZON 1

ADOPTION PHASE

MATURE

MARKET POTENTIAL

MEDIUM

Featured Story

A leading US based oil and gas company was struggling with delayed corrosion detection, expensive manual inspections, and frequent unplanned downtime. To tackle these challenges, they implemented an AI-powered APM system, which quickly identified high-risk pipeline segments and predicted degradation trends, boosting asset lifecycle performance by 18%. Most impressively, anomaly detection time dropped from days to just under five minutes.

Key Takeaway

Synchronizing GIS with advanced analytics transforms spatial data into a strategic asset for improving reliability, reducing operational risk, and supporting long-term ESG commitments.

04

HORIZON 2

Unified Asset Data Management

Overview

Asset performance management (APM) has evolved from a maintenance tool to a strategic enabler for energy resilience. Unified APM takes this further by merging performance insights with enterprise asset management (EAM) data costs, maintenance, and lifecycle, creating a holistic view. For utilities and energy operators, this integration breaks silos, aligns asset health with grid reliability, sustainability goals, and business strategy, driving predictive, cost-efficient decisions.

Highlights

Implementing unified asset performance management (UAPM) poses challenges such as integrating APM with EAM systems, managing data complexity, and driving organizational change. Yet, the benefits are transformative, including predictive insights that reduce downtime, lifecycle visibility optimizes costs, and unified data links asset health to business strategy. Moreover, energy firms prevent turbine failures, saving millions, while manufacturers cut downtime by 15% and boost efficiency by 10%. By merging performance analytics with maintenance, cost, and lifecycle intelligence, UAPM delivers a holistic approach that enhances reliability, sustainability, and profitability, positioning organizations for smarter, data-driven asset management in the energy transition era.

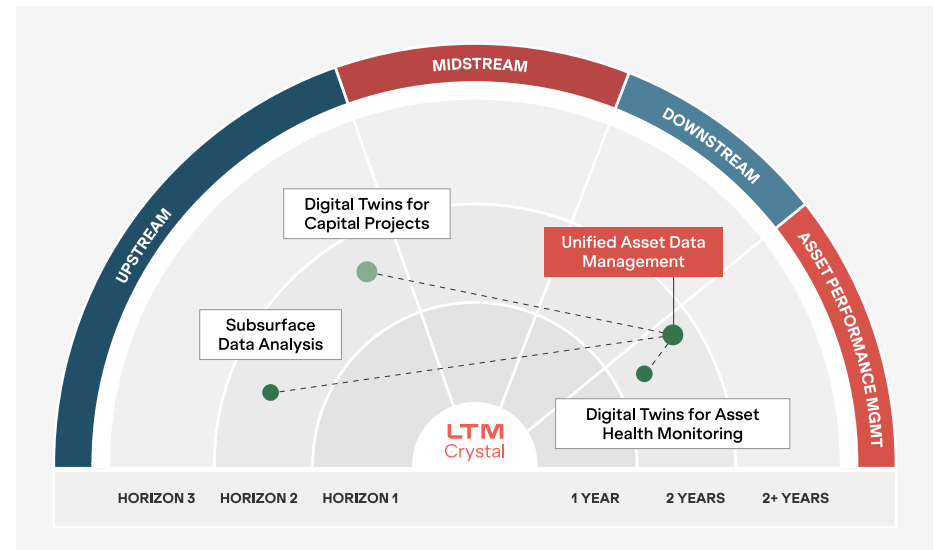
Key Technologies

Digital Twins: Creates virtual replicas of assets to monitor performance, predict failures, and optimize lifecycle decisions.

Data Fabric: Unifies asset data across IT, OT, and enterprise systems for holistic performance visibility.

Machine Learning: Analyses asset condition and failure patterns to enable predictive, risk-based maintenance.

Decision Intelligence: Combines asset data, analytics, and business rules to drive optimized maintenance and lifecycle decisions.



HORIZON 2

ADOPTION PHASE

IMPROVING

MARKET POTENTIAL

HIGH

Featured Story

An energy operator deployed an AI-powered UAPM platform across its renewable portfolio developed by a major AI platform firm. Using real-time monitoring, predictive analytics, and automated reporting, the solution unified data across thousands of assets to anticipate failures, reduce downtime, and optimize performance at scale. This ensured asset health, grid reliability, and maximized clean-energy output.

Key Takeaway

UAPM transforms energy operations by unifying performance, lifecycle, and cost data. Despite integration challenges, it delivers predictive insights and optimization, advancing monitoring, condition-based maintenance, and AI forecasting for profitable ecosystems.

05

HORIZON 2

Digital Twins for Asset Health Monitoring

Overview

Digital twins provide high-fidelity simulations of refineries and offshore platforms, transforming operational telemetry into predictive safety protocols. By identifying mechanical fatigue pre-failure, these models prevent catastrophic incidents and costly downtime. This data-driven approach optimizes maintenance and resource allocation, significantly lowering OPEX while extending the safe operational lifecycle of critical infrastructure.

Highlights

The oil and gas industry runs on complex and critical assets. From refineries and offshore platforms to pipelines and processing plants, every infrastructure must deliver peak performance while meeting strict safety and regulatory standards. Yet, many organizations still rely on traditional APMs to monitor asset health, which are no longer sufficient to keep up with today's operational demands. Digital twins track asset conditions over time, identify degradation patterns, and plan refurbishment or replacement strategically. It also helps identify and mitigate risks by simulating hazardous scenarios such as equipment failure, pressure buildup, or emergency shutdowns.

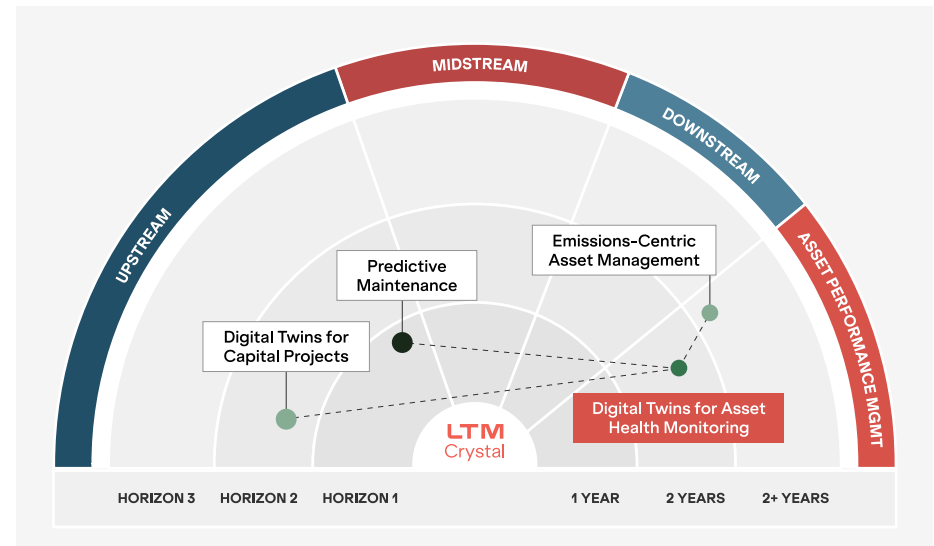
Key Technologies

IoT (Internet of Things): Early leak detection, flow rate optimization, and ensure pipeline integrity.

Digital Twins: Uses real-time data to simulate performance, predict maintenance, and assess safety.

Machine Learning: Analyses sensor data to predict maintenance needs before failures happen.

Edge AI: Real-time monitoring of equipment in remote locations through edge data processing.



HORIZON 2

ADOPTION PHASE

IMPROVING

MARKET POTENTIAL

MEDIUM

Featured Story

A German global conglomerate aimed to enhance operational efficiency and reduce downtime across its oil and gas facilities by adopting digital twin technology. It developed virtual replicas of critical assets such as pipelines and refineries, continuously updated with real-time sensor data to ensure accurate, dynamic representation of operations. This enabled proactive maintenance, optimized decisions, and improved overall asset performance.

Key Takeaway

Digital twins integrate real-time IoT data and physics-based modeling to predict Remaining Useful Life (RUL), enabling a shift from reactive repairs to prescriptive maintenance and optimized asset lifecycles.

06

HORIZON 3

Emissions-Centric Asset Management

Overview

Emissions-aware asset management enables organizations to monitor, predict, and reduce emissions effectively using high frequency data from IoT sensors and AI. By leveraging emission data points, companies can align with climate goals, meet regulatory and stakeholder expectations, and drive meaningful climate action.

Highlights

The oil and gas industry is shifting toward Net-Zero by design operations, with organizations planning to adopt tech like digital twins as core systems by 2026. This transition moves beyond simple reporting towards Predictive Emissions Monitoring (PEMS), utilizing AI-driven sensors that achieve higher accuracy in gas forecasting without hardware overhead. Future opportunities lie in Unified APM, which integrates emissions tracking with maintenance to preemptively stop “carbon spikes” from equipment failure. Furthermore, some platforms are automating granular Scope 3 reporting, enabling companies to navigate stricter ESG regulations while scaling CCUS and Hydrogen projects.

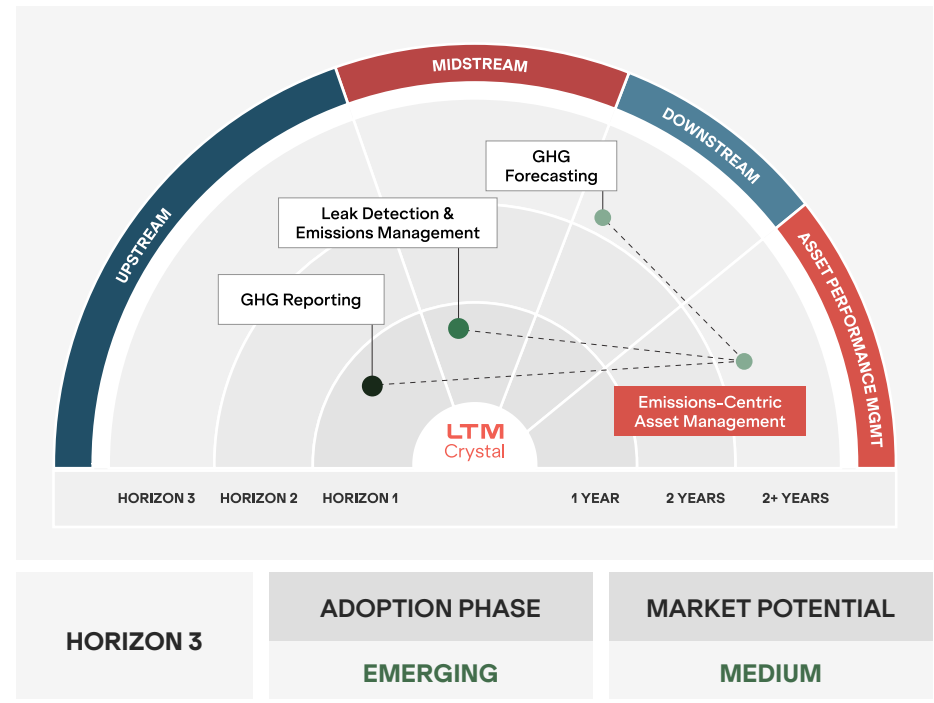
Key Technologies

Blockchain: Secure, transparent emissions and carbon credit records, high auditability and trust.

Machine Learning: Forecasts emissions, setting baselines and abatement strategies.

IoT Sensors: Gather real-time data, enabling instant and accurate tracking of emissions.

Digital twins: Real time carbon emissions analysis using live data and advanced analytics.



Featured Story

A top European refinery implemented an enterprise-wide digital twin model that integrates process, energy, emissions, and economic data to analyze operational scenarios and identify high-value decarbonization opportunities. The simulation outlined a feasible pathway to achieving around 30% reduction in direct CO₂ emissions by 2030.

Key Takeaway

Organizations must integrate AI and advanced analytics with digital twins to effectively track emissions and further refine decarbonization efforts. Companies should also focus on integrating their systems with thermal imaging and LiDAR, establishing robust, high-quality data foundations.



About LTM Crystal

LTM Crystal brings “Beyond-The-Horizon” technologies to cross-industry enterprises. It presents exciting opportunities in terms of foresight for future-ready businesses keen to make faster and smarter decisions on existing and emerging technological trends. The LTM Crystal is an output of rigorous research by our team of next-gen technology experts and meticulously rated by our Technology Council across a set of parameters.

For any queries and suggestions, please write to crystal@LTM.com

Acknowledgement

Oil & Gas Domain Contributors

Ashok Dixit

Associate Vice President

Prashant Sharma

Associate Vice President

Cory William Joe Sutherland

Associate Vice President

Lisa Kaye

Principal Director, Global Sales

Research Contributors

Indranil Mitra

Vice President

Sachin Jain

Principal Director

Bharat Trivedi

Senior Principal Architecture

Nikhil Mandavkar

Associate Principal

Tanuja Dutta

Senior Specialist

Sagar Swami

Senior Specialist

Swapnil Chaudhury

Senior Specialist

Abhijeet Gundewar

Senior Specialist

Parag Mhaiske

Specialist

Vaishnavi Mishra

Research Engineer

Acknowledgement

Marketing & Consulting

Rohan Savla

Senior Director
Program & Project Management

Heena Mansuri

Specialist
Marketing & Communications

Shweta Dassharma

Senior Manager
Marketing & Communications

Archana Dange

Associate Principal
Interactive

Neha Jha

Senior Specialist
Interactive

Glossary

UAPM	Unified Asset Performance Management
OSDU	Open Subsurface Data Universe
EAM	Enterprise Asset Management
OCTG	Oil Country Tubular Goods
EOR	Enhanced Oil Recovery
BOP	Blowout Preventer
PEMS	Predictive Emissions Monitoring System
CSRD	Corporate Sustainability Reporting Directive

SCADA	Supervisory Control and Data Acquisition
GLEC	Global Logistics Emissions Council
CCUS	Carbon Capture, Utilization, and Storage
IMO	International Maritime Organization
DCS	Distributed Control System
PLC	Programmable Logic Controller
OEE	Overall Equipment Effectiveness

References

Upstream

Revolutionizing Offshore Drilling, How a Leading Energy Company Unlocked OT Data for Real-Time Machine Learning Insights with EOT's Twin Talk Solution, EOT

<https://eot.ai/case-study-offshore-drilling-optimization-with-machine-learning-insights/>

Driving Operational Excellence in Upstream Oil & Gas with Real-Time Data, AI, and Actionable Explainability, C3.ai, November 14, 2025

<https://c3.ai/blog/driving-operational-excellence-in-upstream-oil-gas-with-real-time-data-ai-and-actionable-explainability/>

Artificial Intelligence in drilling accelerates a new era of excellence, Rami Yassine, Halliburton, September 10, 2025

<https://www.halliburton.com/en/energy-pulse/artificial-intelligence-drilling-accelerates-new-era-of-excellence>

The AI Angle in Solving the Oil and Gas Emissions Challenge, By Mike Lyons, Santosh Appathurai et. Al, September 20, 2021

<https://web-assets.bcg.com/pdf-src/prod-live/ai-in-oil-and-gas-emissions-challenge.pdf>

Emissions Management in the Upstream Oil and Gas Industry, Rose Morrison, Oil & Gas IQ, a division of IQPC, July 18, 2025

<https://www.oilandgasiq.com/decarbonization/articles/emissions-management-in-the-upstream-oil-and-gas-industry>

AI in ESG reporting: How artificial intelligence is transforming ESG Data Management & Reporting, Hayatte Loukili, EnableGreen

<https://enable.green/news/how-ai-transforms-esg-data-management-reporting/>

FEATURE: Oil companies race for AI edge in upstream projects, Kelly Norways, Herman Wang, et.al, S&P Global, July 10, 2025

<https://www.spglobal.com/energy/en/news-research/latest-news/crude-oil/071025-oil-companies-race-for-ai-edge-in-upstream-projects>

Greenhouse Gas Emissions Module, FRDM.ai

<https://www.frdm.ai/esg-greenhouse-gas>

Percepto launches AI emission detector for remote, drone-based methane surveying, Alfred Hamer, Oilfield Technology, June 16 2025

<https://www.oilfieldtechnology.com/product-news/16062025/percepto-launches-ai-emission-detector-for-remote-drone-based-methane-surveying/>

Top 5 Challenges and Solutions in Supply Chain Management of the Upstream Oil and Gas Industry, Get Global group, 14 November 2024

<https://getglobalgroup.com/challenges-and-solutions-in-supply-chain-management-of-the-upstream-oil-and-gas-industry/#:~:text=Problem:%20As%20the%20upstream%20sector,Essential%20Solutions%20and%20Key%20Highlights>

Transform upstream oil & gas operations with advanced monitoring and reliability solutions, Yokogawa

https://www.yokogawa.com/us/solutions/solutions/asset-performance-reliability/transform-upstream-oil-gas-operations-with-advanced-monitoring-and-reliability-solutions/#Details__Challenges

10 use cases & benefits of adopting Predictive Analytics in the Oil & Gas Industry, Appinventiv, Sudeep Srivastava, Oct 1, 2025

<https://appinventiv.com/blog/predictive-analytics-in-oil-and-gas/>

Reducing Costly Unplanned Downtimes Using IIoT for Global Resources Company, LTM Case Study

https://www.LTM.com/wp-content/uploads/2022/10/CS_Reducing-Costly-Unplanned-Downtime.pdf?pdf=download

Scaling AI for maximum impact in oil and gas, Swapnil Bhaduria, EY, January 6, 2025

https://www.ey.com/en_us/insights/oil-gas/maximizing-the-impact-of-ai-in-the-oil-and-gas-sector

Unsung Hero: Artificial Lift Boosts Production Without Breaking the Bank, Jennifer Pallanich, JPT, October 1, 2024

<https://jpt.spe.org/unsung-hero-artificial-lift-boosts-production-without-breaking-the-bank-restricted>

ML models improve field-level artificial lift, Alex Prcyk, Oil & Gas Journal, October 8, 2024

<https://www.ogj.com/members/article/55234052/ml-models-improve-field-level-artificial-lift>

Chemical Injection in Oil & Gas: Processes, Components & Standards, Integrated Flow Solution, September 3, 2025

<https://www.ifsolutions.com/what-is-chemical-injection-oil-and-gas-process/>

From Pilot to Production: AI in Chemical Control, Oilfield Chemicals, February 9, 2026

<https://www.hydraulic-fracturing-chemicals.com/news/from-pilot-to->

References

Upstream

production-ai-in-chemical-control

The Role of Automation in Chemical Injection Systems, Petronash Engineering Services, January 18, 2025

<https://petronashengineering.com/the-role-of-automation-in-chemical-injection-systems/>

AI-Driven Chemical Injection & Production Optimization, Smartbridge

<https://smartbridge.com/use-case-ai-driven-chemical-injection-production-optimization/>

Generative AI Applications in Oil Field Development: Redefining Exploration and Drilling, Ingenero, April 17, 2025

<https://ingenero.com/blog/ai-oil-gas-field-development/#:~:text=How%20Generative%20AI%20Benefits%20Oil,historical%20and%20live%20data%20inputs.>

AI's Potential: Revolutionizing Field Operations in Upstream Oil and Gas, Clara Fuge, IFS September 8, 2025

<https://blog.ifs.com/ais-potential-revolutionizing-field-operations-in-upstream-oil-and-gas/>

Generative AI use cases by industry, Anastasiya Zharovskikh, InData labs 21 January 2025

<https://indatalabs.com/blog/generative-ai-use-cases-by-industry#section-4>

AI as an Enabler in Upstream oil and gas exploration, Numalis, July 2, 2024

<https://numalis.com/ai-as-an-enabler-in-upstream-oil-and-gas-exploration/>

Field Development Plan Optimization Under Uncertainty Using Physics-Informed Neural Networks and Generative AI: A Real-Field Case Study in North America, ADIPEC, R. Rodriguez Torrado; A. Pumar Jiménez; M. Shishehbor, November 6, 2025

<https://onepetro.org/SPEADIP/proceedings-abstract/25ADIP/25ADIP/792786>

5 Major Advanced Data Analytics use cases in the Oil and Gas Industry, Rakesh Reddy, Acuvate, May 10, 2024

<https://acuvate.com/blog/oil-and-gas-analytics-use-cases/#:~:text=Usage%20of%20predictive%20analytics%20has,70%25%20accuracy%20and%20increase%20production.>

Revolutionizing Oil and Gas Maintenance Through Digital Transformation in the Upstream Industry, GetGlobal Group

[https://getglobalgroup.com/revolutionizing-oil-and-gas-maintenance-](https://getglobalgroup.com/revolutionizing-oil-and-gas-maintenance-through-digital-transformation-in-the-upstream-industry/)

[through-digital-transformation-in-the-upstream-industry/](#)

From Reactive to Proactive: How Predictive Analytics Software Transforms Maintenance, Jacqueline Vinyard, GE Vernova Oct 17, 2025

<https://www.governova.com/software/blog/predictive-analytics-software-from-reactive-to-proactive-maintenance>

Remote Monitoring of Critical Assets Using Engineered Algorithms, LTM case studies

<https://www.LTM.com/wp-content/uploads/2020/04/Remote-monitoring-of-Critical-Assets-using-Engineered-Algorithms.pdf?pdf=download#:~:text=The%20client%20is%20a%20global,other%20safety%20and%20environmental%20risks.>
<https://www.ltm.com/wp-content/uploads/2020/04/Remote-monitoring-of-Critical-Assets-using-Engineered-Algorithms.pdf?pdf=download>

Wells of Wisdom: Unleashing the True Power of Data and AI in Upstream Oil & Gas, Errol Rodericks, Data Management, May 16, 2025

<http://datamanagementblog.com/wells-of-wisdom-unleashing-the-true-power-of-data-and-ai-in-upstream-oil-and-gas/>

11 Generative AI Use Cases in the Oil and Gas Industry (Upstream, Midstream, Downstream), Alex Kul, Crunch, 05/09/2025

<https://crunch-is.com/blog/11-generative-ai-use-cases-in-the-oil-and-gas-industry-upstream-midstream-downstream/#:~:text=Generative%20AI%20refers%20to%20artificial,Faster%20Decision%20Making>

Beyond the hype: New opportunities for gen AI in energy and materials, McKinsey, Filipe Barbosa, Soenke Lehmitz, February 5, 2024

<https://www.mckinsey.com/industries/metals-and-mining/our-insights/beyond-the-hype-new-opportunities-for-gen-ai-in-energy-and-materials>

AI-ML-based tool for Electro facies classification of well log data, Rakesh Borge, LTM, May 12, 2023

<https://www.LTM.com/blogs/ai-ml-based-tool-for-electro-facies-classification-of-well-log-data/>

Understanding GEC Model scenarios, IEA (2025), Global Energy and Climate Model, IEA

<https://www.iea.org/reports/global-energy-and-climate-model>

A Practical Guide to 1.5°C Scenarios for Financial Users, United Nations Environment Programme - Finance Initiative, January 2025

<https://www.unepfi.org/themes/climate-change/a-practical-guide->

References

Upstream

to-1-5c-scenarios-for-financial-users/

Argonne's Decarbonization Scenario Model analyzes ambitious pathways to net-zero carbon emissions, Beth Burmahl, The U.S. Department of Energy's Office of Science, April 16, 2024

<https://www.anl.gov/article/argonnes-decarbonization-scenario-model-analyzes-ambitious-pathways-to-netzero-carbon-emissions>

Uses and limits of national decarbonization scenarios to inform net-zero transitions, John Bistline, Morgan Browning, et.al, Joule, Volume 8, Issue 10, 2024

<https://www.sciencedirect.com/science/article/pii/S2542435124004239>

Shell to use Bentley Systems' digital twins to speed up capital projects, Bojan Lepic, Offshore Energy

<https://www.offshore-energy.biz/shell-to-use-bentley-systems-digital-twins-to-speed-up-capital-projects/>

A Study on Building Blocks of Digital Twin for Oil and Gas Industry, Senthilkumar Pandi, International Journal of Engineering Research & Technology, November 11, 2023

<https://www.ijert.org/research/a-study-on-building-blocks-of-digital-twin-for-oil-and-gas-industry-IJERTV12IS110038.pdf>

Inside Equinor's digital twin for Hywind Tampen: how floating wind is becoming predictive, Pallavi Madhiraju, Business news today, July 21, 2025

<https://business-news-today.com/inside-equinors-digital-twin-for->

Midstream

Drones with AI now spotting methane leaks across US basins, Ishveena Singh, Dronedj, June 19, 2025

<https://dronedj.com/2025/06/19/percepto-drone-methane-leak-ai/>

Next-Generation Pipeline Infrastructure: Integrating AI, Edge Computing, and IoT, Zachary Holden, Trilogy, July 25, 2025

<https://trilogyes.com/article/next-generation-pipeline-infrastructure-integrating-ai-edge-computing-and-iot>

Smarter Pipelines, Safer Operations, Optimum Efficiency, Midstream AI

<https://www.midstreamai.com/>

Percepto launches AI emission detector for remote, drone-based

[hywind-tampen-how-floating-wind-is-becoming-predictive/](https://www.percepto.co/percepto-launches-ai-emission-detector-for-remote-drone-based-methane-surveying/)

A Guide to Estimated Ultimate Recovery (EUR) in Oil and Gas Industry, James Chen, Investopedia, March 03, 2026

<https://www.investopedia.com/terms/e/estimated-ultimate-recovery.asp>

What is Estimated Ultimate Recovery (EUR), CFI, December 22, 2020

<https://corporatefinanceinstitute.com/resources/valuation/estimated-ultimate-recovery-eur/>

Factors influence changes in EUR over time, ENVERUS, July 08, 2025

<https://www.enverus.com/glossary/estimated-ultimate-recovery-eur/>

Data Analytics to Predict Hydrocarbon Recovery Factor Variance between Early Phases of Appraisal and Post Sanction Phases in GOM assets, Luigi Saputelli, LinkedIn, October 06, 2016

<https://www.linkedin.com/pulse/data-analytics-predict-hydrocarbon-recovery-factor-early-saputelli>

Machine Learning for Better Oil & Gas Production Forecasts, Rockwell Automation

<https://kalypso.com/viewpoints/entry/applying-machine-learning-for-accurate-timely-oil-and-gas-production-foreca>

Estimated Ultimate Recovery in Horizontal Wells: A Data-Driven Approach, Ahmed Alzahabi; Ahmed Kamel; Alex Trindade, One Petro, June 17, 2024

<https://onepetro.org/URTECONF/proceedings-abstract/24URTC/24URTC/D031S068R008/547075>

methane surveying, Percepto, June 16, 2025

<https://percepto.co/percepto-launches-ai-emission-detector-for-remote-drone-based-methane-surveying/>

How oil & gas and chemicals companies can drive value with digital twins, Swapnil Bhaduria, EY, May 21, 2025

https://www.ey.com/en_us/industries/oil-gas/digital-twins-how-energy-companies-can-drive-value

Digital Twins & Predictive Maintenance in Midstream Pipelines, Oilandgas-usa, July 24, 2025

<https://oilandgas-usa.com/digital-twins-predictive-maintenance-in-midstream-pipelines/>

References

Midstream

Oil & Gas Company Fuels the Future with Digital Twins, Prolifics, January 22, 2024

<https://prolifics.com/usa/resource-center/case-studies/oil-gas-company-fuels-the-future-with-digital-twins>

Digital Twins Maximize Asset Performance and Improve Equipment Uptime for US-based Process Manufacturer, LTM

<https://www.LTM.com/wp-content/uploads/2023/07/Digital-Twin-enables-a-process.pdf?pdf=download>

Fueling Intelligence: AI-Driven Data In The Digital Oilfield, Shashidhar Reddy Keshireddy, Forbes, May 14, 2025

<https://www.forbes.com/councils/forbesbusinesscouncil/2025/05/14/fueling-intelligence-ai-driven-data-in-the-digital-oilfield/>

Internet of Things in Oil & Gas, Deloitte

<https://www.deloitte.com/us/en/services/consulting/articles/iot-digital-oil-and-gas.html>

AI-Powered Integrity Management System Detects Pipeline Corrosion, Prevents Leaks, and Cuts Operational Costs by 22%, Aligned Automation

<https://www.alignedautomation.com/case-studies/ai-powered-predictive-integrity-system-detects-pipeline-corrosion-prevents-leaks-and-cuts-operational-costs-by-22>

Digital Twins Maximize Asset Performance and Improve Equipment Uptime for US-based Process Manufacturer, LTM

<https://www.LTM.com/wp-content/uploads/2023/07/Digital-Twin-enables-a-process.pdf?pdf=download>

Drones for Pipeline Inspections, Olaf Keijzers, Acecore Technologies, October 19, 2025

<https://acecoretechnologies.com/drones-for-pipeline-inspection/>

Monitoring & Maintaining Oil & Gas Pipeline with Drones, Asteria Aerospace, 2024

<https://asteria.co.in/public/assets/img/ProductPage/Monitoring%20&%20Maintaining%20Case%20Study.pdf>

Oil and Gas Pipeline Integrity Monitoring and Alert System, Srinithi, Sree Varshini, Journal of Ubiquitous Computing and Communication Technologies, June 2024

<https://irojournals.com/jucct/article/pdf/6/2/6#:~:text=The%20research%20focuses%20on%20proactively,infrastructure%2C%20>

[benefiting%20stakeholders%20and%20communities.](#)

Top 5 Challenges and Solutions in Supply Chain Management of the Upstream Oil and Gas Industry, GET Global Group

<https://getglobalgroup.com/challenges-and-solutions-in-supply-chain-management-of-the-upstream-oil-and-gas-industry/#:~:text=ESG%20Integration,comply%20with%20changing%20environmental%20standards.>

Optimizing the Oil & Gas Supply Chain with Digitalization, Quloi

[https://quloi.com/blog/optimizing-oil-gas-supply-chain-through-digitalization/#:~:text=Internet%20of%20Things%20\(IoT\)%2C,of%20industry%20innovation%20and%20lagging.](https://quloi.com/blog/optimizing-oil-gas-supply-chain-through-digitalization/#:~:text=Internet%20of%20Things%20(IoT)%2C,of%20industry%20innovation%20and%20lagging.)

Optimizing the Midstream Oil and Gas Supply Chain: Best Practices, Agistix

<https://www.agistix.com/resources/blog/optimizing-the-midstream-oil-and-gas-supply-chain-best-practices/>

Transforming Supply Chain Planning for a Global Oil and Gas Equipment Manufacturer, Birlasoft

<https://www.birlasoft.com/case-studies/transforming-supply-chain-global-oil-gas-equipmentaterial-manufacturer>

Keys to Contract Management in Oil & Gas Procurement, GEP

<https://www.gep.com/blog/strategy/keys-to-contract-management-in-oil-and-gas-procurement>

Contract Management in the Oil and Gas Industry, Caroline Spinola Lins, LinkedIn, April 24, 2024

<https://www.linkedin.com/pulse/contract-management-oil-gas-industry-caroline-lins-pagamissi-ozyte>

Effective Management of Oil and Gas Contracts: Importance, Complexity, and Best Practices, Mahmoud Wafaey, LinkedIn, December 30, 2024

<https://www.linkedin.com/pulse/effective-management-oil-gas-contracts-importance-best-mahmoud-wafaey-jepbf>

Best Practices for Oil and Gas Contract Management in 2026, Brent Farese, aline, August 27, 2025

<https://www.aline.co/post/oil-and-gas-contract-management>

Contract management challenges in the oil and gas sector, Zoho, February 08, 2023

<https://www.zoho.com/blog/contracts/contract-management-challenges-in-oil-and-gas.html>

References

Midstream

Oil and Gas Contract Management, Lizzy Painter, malbek, January 21, 2026
<https://www.malbek.io/blog/oil-gas-contract-management-software>

Automated Nominations Processing: A Midstream Case Study, CALICHE
<https://www.calichesolutions.com/blog/automated-nominations-processing-case-study>

Downstream

AI-driven refinery transformation: Boosting efficiency and reducing downtime, CGI
<https://www.cgi.com/en/article/energy-utilities/AI-driven-refinery-transformation-boosting-efficiency-reducing-downtime>

Big Oil, Bigger Data: How AI Is Fueling a \$6 Trillion Industry's Transformation, FutureBridge, January 26, 2025
<https://www.futurebridge.com/industry/perspectives-energy/big-oil-bigger-data-how-ai-is-fueling-a-6-trillion-industrys-transformation/>

Refinery optimization with AI, Simon Rogers, YOKOGAWA, October 15, 2020
<https://www.yokogawa.com/eu/blog/renewables/en/refinery-optimization/>

What Is AI-Powered Optimization in Oilfield and Refinery Technology and How Is It Transforming Energy Operations?, PatentsKart
<https://patentskart.com/ai-powered-optimization-in-oilfield-and-refinery-technology-blog/>

Reinventing the future of Refineries with AI, Seshasai Kandrakota, LinkedIn, November 29, 2025
<https://www.linkedin.com/pulse/reinventing-future-refineries-ai-seshasai-kandrakota-yz92c>

AI-Powered Predictive Maintenance in Oil & Gas: How Shell Reduced Downtime and Improved Asset Reliability Using Machine Learning, Millennial Partners
<https://millennial.ae/ai-powered-predictive-maintenance-in-oil-gas-how-shell-reduced-downtime-and-improved-asset-reliability-using-machine-learning/>

Physics and AI hybrid delivers working AI for industry, COGNITE, March 03, 2021
<https://www.cognite.com/en/resources/blog/physics-and-ai-hybrid-deliver-working-ai-for-industry>

The AI advantage: Transforming exploration, production, and refining in

oil & gas, Anupam Srivastav, INSIGHTS, November 13, 2025
<https://etedge-insights.com/industry/energy/the-ai-advantage-transforming-exploration-production-and-refining-in-oil-gas/>

Reinventing the future of Refineries with AI, Seshasai Kandrakota, LinkedIn, November 29, 2025
<https://www.linkedin.com/pulse/reinventing-future-refineries-ai-seshasai-kandrakota-yz92c>

Crude Blending — Gaining a Competitive Edge in the Oil & Gas Industry through Linear Programming, Prathamesh Mohite, Medium, December 30, 2020
<https://medium.com/analytics-vidhya/crude-blending-gaining-a-competitive-edge-in-the-oil-gas-industry-through-linear-programming-32c0709c5d6a>

Global Oil and Gas Refiner Goes Beyond Linear APC with AIO, IMUBIT
https://44174989.fs1.hubspotusercontent-na1.net/hubfs/44174989/Marketing%20Collateral/AIO%20Hydrocracker_CaseStudy_10.29.24.pdf

What Is Agentic AI: Redefining Enterprise Intelligence & Decision Making, CloudKinetics
<https://www.cloud-kinetics.com/blog/what-is-agentic-ai-redefining-enterprise-intelligence-decision-making/#:~:text=Agentic%20AI%20minimizes%20the%20need,real%20time%20to%20market%20conditions.>

Big Data-Driven Framework for Predicting Crude Quality Variations Across Distributed Offshore Production Line, Andrew Tochukwu Ofoedu, Joshua Emeka Ozor, Shodhshauryam, International Scientific Refereed Research Journal, August 16, 2024
<https://shisrrj.com/paper/SHISRRJ247156.pdf>

Agentic AI in Oil & Gas: How Agentic AI Agents Are Assisting Energy's Toughest Jobs, Jahnavi Popat, Fluid AI, August 18, 2025
<https://www.fluid.ai/blog/agentic-ai-in-oil-gas-how-agentic-ai-agents-are-assisting-energys-toughest-jobs>

Agentic AI: The Future of Business Process Automation, David Roldán

References

Downstream

Martínez, MLcon, Feb 26, 2025

<https://mlconference.ai/blog/agent-ai-business-process-automation/>

Autonomous AI Agents Are Moving Toward Multi-Step Decisions in Oil and Gas ERP Systems, Chris Vavra, ERP Today, January 22, 2026

<https://erp.today/autonomous-ai-agents-moving-toward-multi-step-decisions-in-oil-and-gas-erp-systems/>

A Synopsis of AI-Enhanced Oil and Gas Exploration and Production, Nazar Numan, LinkedIn, October 15, 2025

<https://www.linkedin.com/pulse/synopsis-ai-enhanced-oil-gas-exploration-production-nazar-numan-qmgic>

Geo-AI for safer, Real-time monitoring of Oil & Gas, Diptesh Singh Kadam, Cyient, February 27, 2023

<https://www.cyient.com/blog/geo-ai-for-safer-real-time-monitoring-of-oil-gas-pipelines>

Why Prescriptive Analytics Can Help Achieve Autonomous Enterprise Operations, Akhilesh Tripathi, Forbes, April 16, 2021

<https://www.forbes.com/councils/forbestechcouncil/2021/04/16/why-prescriptive-analytics-can-help-achieve-autonomous-enterprise-operations/>

Role of Big Data Analytics in the Oil and Gas Industry, Vikash Sharma, SparxIT, January 16, 2026

<https://www.sparxitsolutions.com/blog/big-data-analytics-for-oil-and-gas/>

How Shell is Evolving its Digital Twin to Drive Business Value, Diana Davis, Oil & Gas IQ, June 14, 2023

<https://www.oilandgasiq.com/data-analytics/articles/how-shell-is-evolving-its-digital-twin-for-bigger-business-value>

Transforming Shutdown, Turnaround, and HSE Operations in Energy Spaces with AI, Marilie Fouche, EMERO, August 13, 2025

<https://emerj.com/transforming-shutdown-turnaround-and-hse-operations-in-energy-spaces-with-ai-with-leaders-from-oxy-nov-and-altam/>

How Can Agent AI Transform Energy Consumption Optimization?, MONETIZELY, August 30, 2025

<https://www.getmonetizely.com/articles/how-can-agent-ai-transform-energy-consumption-optimization>

Agent AI and the Future of Energy: From Automation to Autonomy, MARTIJN HULSHOF, EPAM, August 17, 2025

<https://www.epam.com/insights/blogs/agent-ai-and-the-future-of-energy-from-automation-to-autonomy>

Agent AI in Energy Sector: Pioneering Autonomous Energy Intelligence, Dr. Jagreet Kaur, XENONSTACK, March 26, 2025

<https://www.xenonstack.com/blog/agent-ai-energy-sector>

Cognite and Equinor leverage robotics and AI to improve field operations, Amber Hickman, Technology Record, September 19, 2025

<https://www.technologyrecord.com/article/cognite-and-equinor-leverage-robotics-and-ai-to-improve-field-operations>

Asset Performance Management

Field service optimization for energy utilities: Reducing response times with Dynamics 365, Dharmesh Godha, March 16, 2026

<https://advaiya.com/field-service-optimization-energy-utilities-dynamics-365/>

The Impact of Digital Transformation on the Oil and Gas Industry, Chandrapal Singh, Appventurez, April 11, 2024

<https://www.appventurez.com/blog/digital-transformation-in-oil-and-gas>

Digital Transformation in the Oil and Gas – How digital Technologies are Revolutionizing Exploration and Production, Saurabh Singh, Appinventiv, August 24, 2024

<https://www.appventurez.com/blog/digital-transformation-in-oil-and-gas>

Field Service for Oil and Gas, KPMG, 2022

<https://kpmg.com/kpmg-us/content/dam/kpmg/pdf/2022/field-service-oil-gas.pdf>

Popular applications of computer vision in energy and utilities, viso.ai,

<https://viso.ai/applications/computer-vision-in-energy-and-utilities-industry/>

Case Study: Oil & Gas – Optimizing Field Operations & Compliance, Precision Workflow, 2025

References

Asset Performance Management

<https://precisionworkflow.com/case-study-oil-gas-optimizing-field-operations-compliance/#:~:text=Increased%20Operational%20Efficiency%20by%2035,penalties%20due%20to%20missed%20deadlines.>

PPE Detection Using Computer Vision for Workplace Safety, Encord, Nikolaj Buhl, July 16, 2024

<https://encord.com/blog/ppe-detection-using-computer-vision/>

Implementation of CNN-Based Computer Vision for Personal Protective Equipment Detection in the Oil and Gas Industry, ResearchGate, October 2025

https://www.researchgate.net/publication/396972165_Implementation_of_CNN-Based_Computer_Vision_for_Personal_Protective_Equipment_Detection_in_the_Oil_and_Gas_Industry

Computer Vision in Energy Sector, IoT-NGIN, April 19, 2023

<https://iot-ngin.eu/index.php/2023/04/19/computer-vision-in-the-energy-sector/>

PPE Detection, viso.ai

Boost Safety with Real-Time PPE Detection

Popular applications of computer vision in energy and utilities, viso.ai

<https://viso.ai/applications/computer-vision-in-energy-and-utilities-industry/>

How Automation is Powering the Energy Industry, talentneuron, June 7, 2024

<https://www.talentneuron.com/blog/how-automation-is-powering-the-energy-industry>

Asset Performance Management Across Industries: Oil & Gas, Utilities, Power, and More, Prometheus Group

<https://www.prometheusgroup.com/learning-center/asset-performance-management-industries>

Complete Guide to Asset Performance Management and Its Benefits in the Industry, Tractian, Billy Cassano, Nov 19, 2025

<https://tractian.com/en/blog/complete-guide-to-asset-performance-management-and-its-benefits-in-the-industry>

Optimizing Asset Management for Energy Sector, Grid, Shariq Ansari, January 16, 2024

<https://www.workongrid.com/blog/asset-management-energy-sector>

Delfos Energy: AI-Driven Performance Platform for Renewable Energy

Portfolios, Delfos, November 2025

AI-Powered Platform for Renewable Asset Performance | Delfos Energy

Oil And Gas GIS Market Research Report 2033, MarketIntel, September 1, 2025

<https://marketintel.com/report/oil-and-gas-gis-market>

AI-Powered Integrity Management System Detects Pipeline Corrosion, Prevents Leaks, and Cuts Operational Costs by 22%, Aligned Automation, 2025

<https://www.alignedautomation.com/case-studies/ai-powered-predictive-integrity-system-detects-pipeline-corrosion-prevents-leaks-and-cuts-operational-costs-by-22>

Optimizing Oil and Gas Pipelines with AI and Predictive Maintenance, SuperAGI, June 19, 2025

<https://superagi.com/optimizing-oil-and-gas-pipelines-with-ai-and-predictive-maintenance-case-studies-and-best-practices/>

How energy customers are unlocking the potential of generative AI for Asset Performance Management and methane leak detection, Gautam Malkarnekar, Amazon, August 13, 2024

<https://aws.amazon.com/blogs/industries/how-energy-customers-are-unlocking-the-potential-of-generative-ai-for-asset-performance-management-and-methane-leak-detection/>

Digital Twin in Oil and Gas Industry: Benefits, Use Cases and Challenges, Ankitha VP, December 18, 2024

<https://www.toobler.com/blog/digital-twin-oil-and-gas>

Digital Twins in the Oil & Gas Industry, Gina Shaw, Acuvate, August 14, 2024

<https://acuvate.com/blog/digital-twins-in-oil-and-gas-industry/>

Asset Management in Oil & Gas Industry: The Complete Guide, Sanjay Bajaj, Birlasoft, March 03, 2022

<https://www.birlasoft.com/articles/asset-management-in-oil-and-gas-industry>

Digital Twin Benefits for Oil & Gas Asset Management, Reetie Lubana, January 5, 2025

<https://dev.to/reetielubana/digital-twin-benefits-for-oil-gas-asset-management-3d63>

What are carbon markets and why are they important?, United Nations Development Programme, May 2022

<https://climatepromise.undp.org/news-and-stories/what-are-carbon-markets-and-why-are-they-important#:~:text=One%20tradable%20>

References

Asset Performance Management

carbon%20credit%20equals,and%20is%20no%20longer%20tradable.

The AI angle in solving the oil & gas emissions challenges, Mike Lyons, Santosh Appathurai, Martha Vasquez, BCG, September 2021
<https://www.bcg.com/publications/2021/ai-in-oil-and-gas-emissions-challenge>

What Are Greenhouse Gas Accounting and Corporate Climate Disclosures? 6 Questions, Answered, Kyla Aiuto Sarah Huckins, World Resources Institute, March 2024
<https://www.wri.org/insights/ghg-accounting-corporate-climate-disclosures-explained>

Guide to ESG Data and GHG Emissions Accounting | Microsoft Sustainability, Microsoft

<https://www.microsoft.com/en-us/sustainability/learn/ghg-emissions-accounting-esg-data>

How Digital Twins Help Monitor Carbon Emissions, Anvil Labs, February 20, 2025

<https://anvil.so/post/how-digital-twins-help-monitor-carbon-emissions>

Decarbonizing the Future for One Refinery, KBC, 2025

https://www.kbc.global/uploads/files/case-studies/Decarbonizing_the_Future_for_One_Refinery_2655539.pdf

Thank You

For any queries and suggestions, please write to crystal@LTM.com. LTM (NSE: LTM) <http://www.ltimindtree.com/> is an AI-centric global technology services company and the Business Creativity partner to the world's largest and most disruptive enterprises.

We bring human insights and intelligent systems together to help clients create greater value at the intersection of technology and domain expertise. Our capabilities span integrated operations, transformation, and business AI — enabling new ways of working, new productivity paradigms, and new roads to value.

Together with over 87,000 employees across 40 countries and our global network of partners, LTM — a Larsen & Toubro company — owns business outcomes for our clients, helping them not just outperform the market, but to Outcreate it.

For more information, please visit www.LTM.com.

All trademarks are the copyright of their respective owners.

All trademarks are the copyright of their respective owners.

This report and its content are based on the current information in the public domain about the technologies mentioned in it. LTM is neutral regarding the fitment of a particular technology/ technologies for client-specific business problems and recommends evaluation on a case-by-case basis. We want to thank our Utilities Council members for their passion and support in sharing their ratings and feedback. This report results from a close collaboration between the Global Technology Office (GTO), the Utilities Council, and our Corporate Marketing team.

An aerial night photograph of an industrial facility, likely a refinery or chemical plant, situated along a waterfront. The facility is illuminated with warm yellow lights, highlighting a complex network of pipes, walkways, and several large, cylindrical white storage tanks. A long pier extends into the dark blue water, with a few small boats visible. In the background, other industrial structures and lights are visible across the water. The overall scene is a mix of industrial activity and natural darkness.

It's time to
Outcreate